



2019 PRODUCT DATA



JNILOCK[®]
DESIGNED TO CONNECT.

UNILOCK® QUALITY GUARANTEED



GOOD CLASSIC

Our budget-friendly, Unilock Classic pavers and walls are manufactured to exceed ASTM standards for quality and strength. Available in classic shapes and styles, these products utilize a traditional **product mix of large and small aggregates**, that's consistent from top to bottom, with color mixed throughout.

BETTER ENDURACOLOR™

The refined surface of Unilock Enduracolor products is achieved with a **two step manufacturing process** that combines a base of coarser aggregates for a **stronger foundation**, with concentrated color and **wear-resistant finer aggregates on top**. This process protects the surface from the appearance of fading over time because the top layer prevents large, lighter color aggregates from ever showing through.

BEST ELEGANCE™

Deep, rich colors and a multitude of **unique Reala™ textures** combine to deliver the timeless beauty of Unilock Elegance. From the timeworn look of European cobblestones, to the classic luxury of riven natural stone slabs, our Elegance collection offers styles you can't get anywhere else and thanks to Ultima Concrete, the look you purchase is the look that will last, with up to **4x the strength** of poured in place concrete.



EXCLUSIVE UNILOCK TECHNOLOGIES

REALA™

Ultra realistic textures cast from Natural Stone, brick and historic cobblestones.

ULTIMA™

A proprietary manufacturing process creates pavers with up to four times the strength of poured concrete.

COLORFUSION™

A proprietary technology that disperses color randomly for a natural granite-like appearance.


EASYCLEAN™

Factory sealed to provide integral surface protection from stains

There are two Clean Factors (CF®) to choose from:

CLEAN FACTORS (CF)	CF 90	CF 100
Pavers are pre-sealed at the factory	*	*
Enhanced resistance to weathering	*	*
Reduced dirt absorption	*	**
Stains from leaves, coffee, ketchup, mustard, wine and BBQ oils are easier to remove	*	**

NEW FOR 2019



GRANITO

9



METRO SLAB

11

PAGE PAVERS

2	Artline™	
3	Beacon Hill™ Flagstone	
3	Beacon Hill™ Smooth	
4	Bristol Valley®	
4	Brussels Block®	
5	Copthorne®	
6	Courtstone®	
6	DuraMat™	
7	Dura-Flow™	NEW
7	Eco-Line®	
8	Eco-Optiloc™	
8	Eco-Priora™	
8	Eco-Promenade®	
9	Europaver®	
9	Granito™	NEW
10	Hollandstone™ / Double Holland®	
10	Il Campo®	
11	Mattoni	
11	Metro™ Slab	NEW
12	Natural Stone	
15	Optiloc®	
15	Promenade™ Plank Paver	
16	Porcelain	
17	Richcliff®	
17	Senzo™	
18	Series™	
19	Thornbury™	
19	Turfstone™	
20	Town Hall®	
20	Tribeca Cobble™	
21	Umbriano®	
22	Windermere™ / Windermere Smooth	

PAGE RETAINING WALLS

23	ArchiTEXTURES™ Wall
24	Brussels Dimensional Stone®
25	DuraHold®
26	DuraHold2®
27	Lineo™ Dimensional Stone
28	Pisa2®
29	Rivercrest® Walls and Pillar Unit
31	SienaStone®
32	SienaStone® Smooth
33	SonomaStone®
34	StackStone®
35	U-CARA®
37	Brussels Fullnose™
37	Universal Coping
38	Ledgestone™ Pillar Caps, Coping & Steps
38	U-Grip™ Base Pad
39	Coping and StepTread Pairings

PAGE PRODUCT & INSTALLATION INFORMATION


41	Laying Patterns
44	Unilock Elements
46	Rivercrest® Fire Pit & Sunset Fire Pits
47	Hardscape Accessories
51	Jointing Sand
53	Accessories
54	Charts & Calculations
57	Important Notes
58	Finishes & Color Blends
59	Product Directory



GEORGIAN SUNSET FUSION



GRANITE FUSION



Individual units cannot be sold separately

Random Bundle



Stones & Bundling	Unit Thickness	SqFt Per				Per Bundle		Soldier LnFt Per			Sailor LnFt per			Units Per			Lbs Per		
		Bundle	Layer	Section	Stone	Layers	Sections	SqFt	Section	Bundle	SqFt	Section	Bundle	SqFt	Section	Bundle	Layer	Section	Bundle
Pickering Manufacturing																			
Random Bundle		93.25	11.66		1.00	8	-	-	-	-	-	-	-	2.06	-	192	373	-	2,986
Large 12.5	2 3/4" (7cm)	-	-	-	0.45	-	-	-	-	-	-	-	-	2.20		32	-	-	-
Large 18.75	2 3/4" (7cm)	-	-	-	0.91	-	-	-	-	-	-	-	-	1.10		16	-	-	-
Medium 12.5	2 3/4" (7cm)	-	-	-	0.35	-	-	-	-	-	-	-	-	2.83		32	-	-	-
Medium 18.75	2 3/4" (7cm)	-	-	-	0.68	-	-	-	-	-	-	-	-	1.47		16	-	-	-
Small 12.5	2 3/4" (7cm)	-	-	-	0.23	-	-	-	-	-	-	-	-	4.40		32	-	-	-
Small 18.75	2 3/4" (7cm)	-	-	-	0.45	-	-	-	-	-	-	-	-	2.20		32	-	-	-
X-Large 12.5	2 3/4" (7cm)	-	-	-	0.61	-	-	-	-	-	-	-	-	1.65		32	-	-	-

Notes: Product sold in full bundles only on a refundable skid. [Read the Polymeric Sand advisory on page 52.](#) All measurements are nominal. **Important:** A urethane rubber paver mat must be used to prevent scuffing. Contact your Unilock Territory Manager for further information.

Internal Use Only. ART ON


FLAGSTONE FINISH



TUSCANY
NEW FOR 2019



ALMOND GROVE FUSION



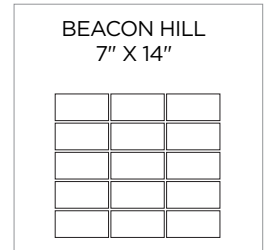
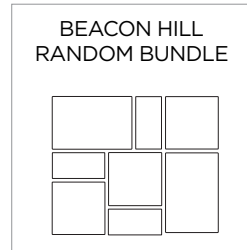
GRANITE FUSION



OAK BROWN FUSION



SIERRA FUSION
While Quantities Last



SMOOTH FINISH



TUSCANY
NEW FOR 2019



ALMOND GROVE FUSION



GRANITE FUSION



OAK BROWN FUSION



SIERRA FUSION
While Quantities Last



OPAL BLEND

SMALL RECTANGLE BUNDLE
SMOOTH FINISH ONLY
7" x 14" x 2 3/8" & 3 1/8"
18cm x 36cm x 6cm & 8cm

OPAL BLEND

DARK BROWN

MIDNIGHT CHARCOAL


LARGE RECTANGLE
21" x 14" x 2 3/8" & 3 1/8"
54cm x 36cm x 6 & 8cm

SQUARE
14" x 14" x 2 3/8" & 3 1/8"
36cm x 36cm x 6 & 8cm

SMALL RECTANGLE
7" x 14" x 2 3/8" & 3 1/8"
18cm x 36cm x 6 & 8cm

Individual units cannot
be sold separately.

Random Bundle



SLAB
SMOOTH FINISH ONLY
21" x 28" x 2 3/8"
53cm x 71cm x 6cm

Random Bundle applies to both Flagstone and Smooth Finishes

Stones & Bundling	Unit Thickness	SqFt Per				Per Bundle		Soldier LnFt Per			Sailor LnFt per			Units Per			Lbs Per		
		Bundle	Layer	Section	Stone	Layers	Sections	SqFt	Section	Bundle	SqFt	Section	Bundle	SqFt	Section	Bundle	Layer	Section	Bundle
Pickering Manufacturing / Beacon Hill Flagstone 6cm Almond Grove Fusion stocked in Ayr																			
Random Bundle		94.20	10.47			9	-	-	-	-	0.99	-	95.6	0.76	-	72	287	-	2,584
Large Rectangle	2 3/8" (6cm)	-	-	-	2.09	-	-	-	-	-	1.18	-	31.8	0.48	-	18	-	-	-
Small Rectangle	2 3/8" (6cm)	-	-	-	0.70	-	-	-	-	-	0.60	-	31.9	1.43	-	27	-	-	-
Square	2 3/8" (6cm)	-	-	-	1.40	-	-	-	-	-	1.18	-	31.9	0.72	-	27	-	-	-
Small Rectangle (Smooth Only)	2 3/8" (6cm)	94.20	10.47		0.70	9	-	1.182	-	79.7	0.59	-	159.4	1.43	-	135	287	-	2,584
Slab (Smooth Only)	2 3/8" (6cm)	75.33	8.37		4.19	9	-	7.087	-	10.6	3.54	-	21.3	0.24	-	18	230	-	2,067
Random Bundle		73.24	10.46			7	-	-	-	-	0.99	-	74.4	0.77	-	56	383	-	2,680
Large Rectangle	3 1/8" (8cm)	-	-	-	2.09	-	-	-	-	-	1.18	-	24.8	0.48	-	14	-	-	-
Small Rectangle	3 1/8" (8cm)	-	-	-	0.70	-	-	-	-	-	0.59	-	24.8	1.43	-	21	-	-	-
Square	3 1/8" (8cm)	-	-	-	1.40	-	-	-	-	-	1.18	-	24.8	0.72	-	21	-	-	-
Small Rectangle (Smooth Only)	3 1/8" (8cm)	73.24	10.46		0.70	7	-	1.181	-	62.0	0.59	-	124.0	1.43	-	105	383	-	2,680

Notes: Sold in full bundles only on a refundable skid. Beacon Hill 6cm is not intended for vehicular applications. Beacon Hill 8cm is approved for vehicular applications. All measurements are nominal. **Important: A urethane rubber paver mat must be used to prevent scuffing.** Contact your Unilock Territory Manager for further information.

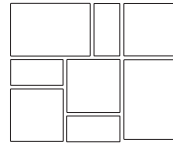


GRANITE FUSION



SIERRA FUSION

BRISTOL VALLEY
RANDOM BUNDLE



LARGE RECTANGLE
21¼" x 14½" x 2⅝"
54cm x 36cm x 6cm



SQUARE
14½" x 14½" x 2⅝"
36cm x 36cm x 6cm



SMALL RECTANGLE
7⅞" x 14½" x 2⅝"
18cm x 36cm x 6cm

Random Bundle
Individual units cannot
be sold separately

Stones & Bundling	Unit Thickness	SqFt Per				Per Bundle		Soldier LnFt Per			Sailor LnFt per			Units Per			Lbs Per		
		Bundle	Layer	Section	Stone	Layers	Sections	SqFt	Section	Bundle	SqFt	Section	Bundle	SqFt	Section	Bundle	Layer	Section	Bundle
Stocked in Ayr																			
Random Bundle		93.62	10.40		1.34	9	-	-	-	-	0.98	-	95.7	0.77	-	72	285	-	2,569
Large Rectangle	2⅝" (6cm)	-	-	-	2.09	-	-	-	-	-	1.18	-	31.9	0.48	-	18	-	-	-
Square	2⅝" (6cm)	-	-	-	1.40	-	-	-	-	-	1.18	-	31.9	0.72	-	27	-	-	-
Small Rectangle	2⅝" (6cm)	-	-	-	0.70	-	-	-	-	-	0.59	-	31.9	1.43	-	27	-	-	-

Notes: Product sold in full bundles only on a refundable skid. All measurements are nominal. **Product is not intended for vehicular applications.**

Important: A urethane rubber paver mat must be used to prevent scuffing. Contact your Unilock Territory Manager for further information.

Internal Use Only. BRV ON

BRUSSELS BLOCK®

CLASSIC



DESERT SAND



LIMESTONE



MAHOGANY



SANDSTONE



SIERRA



MIDNIGHT CHARCOAL

Midnight Charcoal
only available in
XL, standard and
fullnose.



XL STONE
8¾" x 13¾" x 2¾"
20.8cm x 34.8cm
x 7cm



STANDARD STONE
6⅞" x 8¾" x 2¾"
17.3cm x 20.8cm
x 7cm



HALF STONE
4⅞" x 6⅞" x 2¾"
10.4cm x 17.3cm
x 7cm



Stones & Bundling	Unit Thickness	SqFt Per				Per Bundle		Soldier LnFt Per			Sailor LnFt per			Units Per			Lbs Per		
		Bundle	Layer	Section	Stone	Layers	Sections	SqFt	Section	Bundle	SqFt	Section	Bundle	SqFt	Section	Bundle	Layer	Section	Bundle
Ayr manufacturing																			
XL	2¾" (7cm)	95.94	11.99	31.98	0.80	8	3	1.17	27.3	81.9	0.70	45.7	137.0	1.25	40	120	378	1,008	3,024
Standard	2¾" (7cm)	95.94	11.99	19.19	0.40	8	5	0.70	27.2	136.2	0.58	32.8	163.8	2.50	48	240	383	613	3,064
Half	2¾" (7cm)	95.94	11.99	15.99	0.20	8	6	0.59	27.3	163.8	0.35	-	272.4	5.00	80	480	372	496	2,976

Notes: All measurements are nominal. Contact your Unilock Territory Manager for further information.

Internal Use Only. BBK ON



BURGUNDY RED



BURNT CLAY



OLD OAK



BURGUNDY RED/
BURNT CLAY/OLD
OAK
Sold Separately/
Blended on Site

TECHNICAL ADVANTAGES

Reala™ Surface Technology

Ultra-realistic textures cast from natural stone, brick and historic cobblestones.

Ultima™ Concrete Technology

This proprietary manufacturing process creates pavers and walls with up to four times the strength of poured concrete.



BASALT



STEEL BLUE



STANDARD

2½" x 7⅞" x 2⅜"

6.5cm x 20cm x 6cm

Stones & Bundling	Unit Thickness	SqFt Per				Per Bundle		Soldier LnFt Per			Sailor LnFt per			Units Per			Lbs Per		
		Bundle	Layer	Section	Stone	Layers	Sections	SqFt	Section	Bundle	SqFt	Section	Bundle	SqFt	Section	Bundle	Layer	Section	Bundle
Ayr Manufacturing																			
Standard	2⅜" (6cm)	89.20	11.15		0.149	8	-	0.708	-	126.0	0.227	-	393.7	6.73	-	600	294	-	2,349

Notes: Sold in full bundles only on a refundable skid. All measurements are nominal. **Important:** A urethane rubber paver mat must be used to prevent scuffing. [Read the Polymeric Sand advisory on page 52.](#) Contact your Unilock Territory Manager for further information.

Internal Use Only. COP ON



BASALT BELGIAN BLUE DAWN MIST PEBBLE TAUPE



BASALT/
BELGIAN BLUE
Sold Separately/
Blended on Site

DAWN MIST/
PEBBLE TAUPE
Sold Separately/
Blended on Site

TECHNICAL ADVANTAGES

Reala™ Surface Technology

Ultra-realistic textures cast from natural stone, brick and historic cobblestones.

Ultima™ Concrete Technology

This proprietary manufacturing process creates pavers and walls with up to four times the strength of poured concrete.



XL RECTANGLE
5 1/8" x 8 3/8" x 2 3/8"
13cm x 21.5cm x 6cm

LARGE RECTANGLE
5 1/8" x 7 1/4" x 2 3/8"
13cm x 18.5cm x 6cm

RECTANGLE
5 1/8" x 6 1/2" x 2 3/8"
13cm x 16.5cm x 6cm

SMALL RECTANGLE
5 1/8" x 5 3/4" x 2 3/8"
13cm x 14.5cm x 6cm

SQUARE
5 1/8" x 5 1/8" x 2 3/8"
13cm x 13cm x 6cm

Individual units cannot be sold separately.

Random Bundle

Stones & Bundling	Unit Thickness	SqFt Per				Per Bundle		Soldier LnFt Per			Sailor LnFt per			Units Per			Lbs Per		
		Bundle	Layer	Section	Stone	Layers	Sections	SqFt	Section	Bundle	SqFt	Section	Bundle	SqFt	Section	Bundle	Layer	Section	Bundle
Ayr Manufacturing																			
Random Bundle		98.30	12.29			8	-	0.60	-	163.8	0.44	-	221.5	3.91	-	384	291	-	2,326
XL Rectangle	2 3/8" (6cm)	-	-	-	0.30	-	-	0.71		54.6	0.43		90.3	3.32		128	-	-	-
Large Rectangle	2 3/8" (6cm)	-	-	-	0.26	-	-	0.61		27.3	0.43		38.8	3.86		64	-	-	-
Rectangle	2 3/8" (6cm)	-	-	-	0.23	-	-	0.54		27.3	0.43		34.6	4.33		64	-	-	-
Small Rectangle	2 3/8" (6cm)	-	-	-	0.20	-	-	0.48		27.3	0.43		30.4	4.93		64	-	-	-
Square	2 3/8" (6cm)	-	-	-	0.18	-	-	0.43		27.3	0.43		27.3	5.50		64	-	-	-

Notes: Sold in full bundles only on a refundable skid. All measurements are nominal. **Important:** A urethane rubber paver mat must be used to prevent scuffing. Read the Polymeric Sand advisory on page 52. Contact your Unilock Territory Manager for further information.

Internal Use Only. CRT ON

DURA-MAT™

DURA-MAT is available as a Special order; Minimum quantities apply.



STANDARD
19 3/4" x 19 3/4" x 4"
50cm x 50cm x 10cm



Stones & Bundling	Unit Thickness	SqFt Per				Per Bundle		Soldier LnFt Per			Sailor LnFt per			Units Per			Lbs Per		
		Bundle	Layer	Section	Stone	Layers	Sections	SqFt	Section	Bundle	SqFt	Section	Bundle	SqFt	Section	Bundle	Layer	Section	Bundle
Gormley Manufacturing																			
Standard	4" (10cm)	78.40	11.20		2.80	7	-	-	-	-	-	-	-	0.36	-	28	320	-	2,242

Notes: Special Order item. Lead time required. Sold in full bundles only on a refundable skid. All measurements are nominal. Contact your Unilock Territory Manager for further information.

Internal Use Only. DMT ON



NATURAL



9 7/8" x 9 7/8" x 3 1/8"
(25cm x 25cm x 8cm)











Stones & Bundling	Unit	SqFt Per				Per Bundle		Soldier LnFt Per			Sailor LnFt per			Units Per			Lbs Per		
	Thickness	Bundle	Layer	Section	Stone	Layers	Sections	SqFt	Section	Bundle	SqFt	Section	Bundle	SqFt	Section	Bundle	Layer	Section	Bundle
Pickering Manufacturing																			
Random Bundle	3 1/8" (8cm)	74.17	10.60		0.51	7	-	-	-		-	-	-	1.98	-	147	350	-	2,452

Notes: DuraFlow can be manufactured in a variety of special order colors and textures Minimum quantities will apply. *Please contact your Unilock Territory Manager for more details.

Internal Use Only, EOP ON

Eco-Line is Special Order only; Minimum quantities apply.

				Individual units cannot be sold separately Random Bundle
14" x 3" x 4" (35.7cm x 8.4cm x 10cm)	12½" x 3" x 4" (31.7cm x 8.4cm x 10cm)	11" x 3" x 4" (27.7cm x 8.4cm x 10cm)	9" x 3" x 4" (23.7cm x 8.4cm x 10cm)	
				
14" x 4½" x 4" (35.7cm x 11.4cm x 10cm)	12½" x 4½" x 4" (31.7cm x 11.4cm x 10cm)	11" x 4½" x 4" (27.7cm x 11.4cm x 10cm)	9" x 4½" x 4" (23.7cm x 11.4cm x 10cm)	



Stones & Bundling	Unit	SqFt Per				Per Bundle		Soldier LnFt Per			Sailor LnFt per			Units Per			Lbs Per		
	Thickness	Bundle	Layer	Section	Stone	Layers	Sections	SqFt	Section	Bundle	SqFt	Section	Bundle	SqFt	Section	Bundle	Layer	Section	Bundle
Pickering Manufacturing																			
Random Bundle	4" (10cm)	66.20	11.03	-	0.34	6	-	-	-	-	-	-	-	2.90	-	192	504	-	3,027
Large 11.4	4" (10cm)	-	-	-	0.39	-	-	-	-	-	-	-	-	2.57	-	24	-	-	-
Large 8.4	4" (10cm)	-	-	-	0.29	-	-	-	-	-	-	-	-	3.49	-	24	-	-	-
Medium 11.4	4" (10cm)	-	-	-	0.34	-	-	-	-	-	-	-	-	2.94	-	24	-	-	-
Medium 8.4	4" (10cm)	-	-	-	0.25	-	-	-	-	-	-	-	-	3.99	-	24	-	-	-
Small 11.4	4" (10cm)	-	-	-	0.29	-	-	-	-	-	-	-	-	3.44	-	24	-	-	-
Small 8.4	4" (10cm)	-	-	-	0.21	-	-	-	-	-	-	-	-	4.67	-	24	-	-	-
XL 11.4	4" (10cm)	-	-	-	0.44	-	-	-	-	-	-	-	-	2.28	-	24	-	-	-
XL 8.4	4" (10cm)	-	-	-	0.32	-	-	-	-	-	-	-	-	3.10	-	24	-	-	-

Notes: Special Order only - multiple finish and color options are available. Please contact your Unilock Territory Manager for further information. All measurements are nominal. **Important:** A urethane rubber paver mat must be used to prevent scuffing. Approved for vehicular applications.

Internal Use Only, EOL ON



STANDARD
10¼" x 10¼" x 3½"
26cm x 26cm x 8cm



NATURAL

Stones & Bundling	Unit Thickness	SqFt Per				Per Bundle		Soldier LnFt Per			Sailor LnFt per			Units Per			Lbs Per		
		Bundle	Layer	Section	Stone	Layers	Sections	SqFt	Section	Bundle	SqFt	Section	Bundle	SqFt	Section	Bundle	Layer	Section	Bundle
Gormley Manufacturing																			
Standard	3½" (8cm)	73.90	9.24		0.50	8	-	-	-		-	-	-	1.99	-	147	321	-	2,564

Notes: This product is optimized for mechanical installation. Product is sold in full bundles only on a refundable skid. **Eco-Optiloc is available in Series™ and Il Campo® finishes. Custom colors are also available. Minimum quantities apply on custom orders.** Contact your Unilock Territory Manager for further information. All measurements are nominal.

Internal Use Only. EOP ON



RECTANGLE
5" x 10" x 3½"
12cm x 24cm x 8cm



NATURAL

Stones & Bundling	Unit Thickness	SqFt Per				Per Bundle		Soldier LnFt Per			Sailor LnFt per			Units Per			Lbs Per		
		Bundle	Layer	Section	Stone	Layers	Sections	SqFt	Section	Bundle	SqFt	Section	Bundle	SqFt	Section	Bundle	Layer	Section	Bundle
Pickering Manufacturing																			
Rectangle	3½" (8cm)	74.59	10.66	-	0.30	7	-	0.77	-	96.5	0.39	-	192.9	3.29	-	245	381	-	2,669

Notes: Sold in full bundles only on a refundable skid. **Eco-Priora is also available in Series™, Il Campo® and Umbriano® finishes as a custom order.** Minimum quantities apply on custom orders. All measurements are nominal. Specially designed aggregates must be used for the joints. Contact your Unilock Territory Manager for further information.

Internal Use Only. EPA ON



Other finishes available: Il Campo®, Series™ & Umbriano®.

PREMIER FINISH



3" x 12" x 4"
(7.6cm x 30cm x 10cm)

AVAILABLE IN OPAL BLEND ONLY

Stones & Bundling	Unit Thickness	SqFt Per				Per Bundle		Soldier LnFt Per			Sailor LnFt per			Units Per			Lbs Per		
		Bundle	Layer	Section	Stone	Layers	Sections	SqFt	Section	Bundle	SqFt	Section	Bundle	SqFt	Section	Bundle	Layer	Section	Bundle
3" x 12" Permeable	4" (10cm)	53.28	10.66		0.24	5	-	0.92	-	57.7	0.25	-	216.50	4.13	-	220	488	-	2,439

Notes: **Sold in full bundles only and is produced and sold on a required, refundable skid.** Custom finish and color options are available. **Special order - lead time is required,** minimum quantities apply. * Indicates weights vary depending on plant of manufacture & finish. **Important: A urethane rubber paver mat must be used to prevent scuffing.** For permeable installations, Unilock recommends using granite chips for joint filler. All measurements are nominal. Contact Unilock for more information.

Internal Use Only. ECP CH



BURNT OAK COFFEE CREEK DARK CHARCOAL GRANITE BLEND



12" x 12" x 2¾"
30cm x 30cm x 7cm 6" x 12" x 2¾"
15cm x 30cm x 7cm 6" x 6" x 2¾"
15cm x 15cm x 7cm



Stones & Bundling	Unit Thickness	SqFt Per				Per Bundle		Soldier LnFt Per			Sailor LnFt per			Units Per			Lbs Per		
		Bundle	Layer	Section	Stone	Layers	Sections	SqFt	Section	Bundle	SqFt	Section	Bundle	SqFt	Section	Bundle	Layer	Section	Bundle
Ayr Manufacturing																			
12" x 12"	2¾" (7cm)	69.75	8.72		0.969	8	-	0.984	-	70.9	0.984	-	70.9	1.03	-	72	279	-	2,233
6" x 12"	2¾" (7cm)	81.38	10.17		0.484	8	-	0.984	-	82.7	0.492	-	165.4	2.06	-	168	326	-	2,606
6" x 6"	2¾" (7cm)	94.94	11.87		0.242	8	-	0.492	-	192.9	0.492	-	192.9	4.13	-	392	380	-	3,040








Notes: Sold in full bundles only on a refundable skid. All measurements are nominal. Contact your Unilock Territory Manager for further information.

Internal Use Only. EUP ON



NOTTE SABIA



			Random Bundle Individual units cannot be sold separately
8¾" x 7½" x 2¾" 22.5 x 18.8 x 7cm	13¾" x 7½" x 2¾" 34 x 18.8 x 7cm	17¾" x 7½" x 2¾" 45 x 18.8 x 7cm	
			
6¾" x 4¾" x 2¾" 17 x 12.5 x 7cm	10¾" x 4¾" x 2¾" 26 x 12.5 x 7cm	13¾" x 4¾" x 2¾" 34 x 12.5 x 7cm	
			
		17¾" x 4¾" x 2¾" 45 x 12.5 x 7cm	

HEX
8 x 8 x 2¾"
20 x 20 x 7cm
SOLD SEPARATELY

Stones & Bundling	Unit Thickness	SqFt Per				Per Bundle		Soldier LnFt Per			Sailor LnFt per			Units Per			Lbs Per		
		Bundle	Layer	Section	Stone	Layers	Sections	SqFt	Section	Bundle	SqFt	Section	Bundle	SqFt	Section	Bundle	Layer	Section	Bundle
Pickering Manufacturing																			
Random Bundle		93.25	11.66		1.000	8	-	-	-	-	-	-	-	2.06	-	192	373	-	2,986
Large 12.5	2¾" (7cm)	-	-	0.45	-	-	-	-	-	-	-	-	-	2.22	32	-	-	-	-
Large 18.75	2¾" (7cm)	-	-	0.91	-	-	-	-	-	-	-	-	-	1.10	16	-	-	-	-
Medium 12.5	2¾" (7cm)	-	-	0.35	-	-	-	-	-	-	-	-	-	2.83	32	-	-	-	-
Medium 18.75	2¾" (7cm)	-	-	0.68	-	-	-	-	-	-	-	-	-	1.47	16	-	-	-	-
Small 12.5	2¾" (7cm)	-	-	0.23	-	-	-	-	-	-	-	-	-	4.40	32	-	-	-	-
Small 18.75	2¾" (7cm)	-	-	0.45	-	-	-	-	-	-	-	-	-	2.20	32	-	-	-	-
X-Large 12.5	2¾" (7cm)	-	-	0.61	-	-	-	-	-	-	-	-	-	1.65	32	-	-	-	-
Hex Paver	2¾" (7cm)	73.92	-	-	-	-	-	-	-	-	-	-	-	-	-	-	-	-	2,450

Notes: Sold in full bundles only on a refundable skid. **Minimum quantities apply on custom orders.** All measurements are nominal. **Important: A urethane rubber paver mat must be used to prevent scuffing.** Contact your Unilock Territory Manager for further information.

Internal Use Only. GRA ON

HOLLANDSTONE™/DOUBLE HOLLAND®


CLASSIC



DARK CHARCOAL** GRANITE** NATURAL** RUSTIC RED



SIERRA TERRA COTTA**



HOLLANDSTONE 4" x 8" x 2 3/4"
10cm x 20cm x 6cm
DOUBLE HOLLAND 8" x 8" x 2 3/4"
20cm x 20cm x 6cm



Stones & Bundling Ayr Manufacturing	Unit Thickness	SqFt Per				Per Bundle		Soldier LnFt Per			Sailor LnFt per			Units Per			Lbs Per		
		Bundle	Layer	Section	Stone	Layers	Sections	SqFt	Section	Bundle	SqFt	Section	Bundle	SqFt	Section	Bundle	Layer	Section	Bundle
Hollandstone	2 3/4" (6cm)	109.26	10.93	21.85	0.22	10	5	0.67	32.8	164.0	0.33	65.6	328.1	4.58	100	500	300	600	2,999
	3 1/8" (8cm)	87.41	10.93	17.48	0.22	8	5	0.67	26.2	131.2	0.33	52.5	262.5	4.58	80	400	400	640	3,199
Double Holland	2 3/4" (6cm)	108.72	10.87	21.74	0.44	10	5	0.66	32.8	164.0	0.66	32.8	164.0	2.30	50	250	298	597	2,984
	3 1/8" (8cm)	86.98	10.87	17.40	0.44	8	5	0.66	26.2	131.2	0.66	26.2	131.2	2.30	40	200	398	637	3,183

Notes: Hollandstone is available in all listed colors. Double Holland is available in marked colors (**). Hollandstone and Double Holland are dimensionally compatible. All measurements are nominal. Contact your Unilock Territory Manager for further information. ***8cm product is special order.**

Internal Use Only. HOL ON

IL CAMPO®

ENDURACOLOR™



SANDSTONE Available only in 8x16 (7cm) **NEW FOR 2019**
GRANITE BLEND Available only in 8x16 (7cm) & 4x12 & 8x24 (10cm)
DARK CHARCOAL Available only in 4x8 (7cm)



8" x 16" x 2 3/4" 20cm x 40cm x 7cm **NEW FOR 2019**
8" x 24" x 4" (20cm x 60cm x 10cm)
4" x 8" x 2 3/4" 10cm x 20cm x 7cm
4" x 12" x 4" (10cm x 30cm x 10cm)



Stones & Bundling	Unit Thickness	SqFt Per				Per Bundle		Soldier LnFt Per			Sailor LnFt per			Units Per			Lbs Per		
		Bundle	Layer	Section	Stone	Layers	Sections	SqFt	Section	Bundle	SqFt	Section	Bundle	SqFt	Section	Bundle	Layer	Section	Bundle
10cm - Georgetown Manufacturing; 7cm Pickering Manufacturing																			
4" x 8"	2 3/4" (7cm)	94.60	11.82		0.22	8	-	0.67	-	141.8	0.33	-	283.6	4.57	-	432	377	-	3,021
8" x 16"	2 3/4" (7cm)	82.67	10.33		0.86	8	-	1.31	-	63.0	0.66	-	126.0	1.16	-	96	343	-	2,746
8" x 24"	4" (10cm)	51.67	10.33		1.29	5	-	1.97	-	26.2	0.66	-	78.7	0.77	-	40	478	-	2,391
4" x 12"	4" (10cm)	58.13	11.63		0.32	5	-	0.98	-	59.1	0.33	-	177.2	3.10	-	180	532	-	2,659

Notes: Il Campo is sold in full bundles only on a refundable skid. All measurements are nominal. **Important: A urethane rubber mat must be used to prevent scuffing.** Read the Polymeric Sand advisory on page 52. Contact your Unilock Territory Manager for further information.

Internal Use Only. ILC ON

MATTONI

ENDURACOLOR™



COCOA BROWN



DARK CHARCOAL



SABLE BLEND



STANDARD

2¼" x 9½" x 2¾"
6cm x 24cm x 7cm

Stones & Bundling	Unit Thickness	SqFt Per				Per Bundle		Soldier LnFt Per			Sailor LnFt per			Units Per			Lbs Per		
		Bundle	Layer	Section	Stone	Layers	Sections	SqFt	Section	Bundle	SqFt	Section	Bundle	SqFt	Section	Bundle	Layer	Section	Bundle
Pickering Manufacturing																			
2.25" x 9.5"	2¾" (7cm)	89.28	11.16		0.16	8	-	0.79	-	113.4	0.20	-	453.5	6.45	-	576	357	-	2,859

Notes: Sold in full bundles only on a refundable skid. All measurements are nominal. **Important:** A urethane rubber paver mat must be used to prevent scuffing. Read the Polymeric Sand advisory on page 52. Contact your Unilock Territory Manager for further information.

Internal Use Only. MAT ON

METRO™ SLAB

NEW FOR 2019 CLASSIC



LIMESTONE



SANDSTONE



MIDNIGHT CHARCOAL



15" x 30" x 2⅝"
38cm x 76cm x 6cm

Stones & Bundling	Unit Thickness	SqFt Per				Per Bundle		Soldier LnFt Per			Sailor LnFt per			Units Per			Lbs Per		
		Bundle	Layer	Section	Stone	Layers	Sections	SqFt	Section	Bundle	SqFt	Section	Bundle	SqFt	Section	Bundle	Layer	Section	Bundle
Ayr Manufacturing																			
15" x 30"	2⅝" (6cm)	54.50	9.08		3.03	6	-	-	-	-	-	-	-	0.33	-	18	249	-	1,496

Notes: Sold in full bundles only on a refundable skid. All measurements are nominal. **Important:** A urethane rubber paver mat must be used to prevent scuffing. Contact your Unilock Territory Manager for further information.

Internal Use Only. SKY ON

NATURAL STONE

SANDSTONE AND LIMESTONE



BLACK RIVER
LIMESTONE




GREYFIELD
SANDSTONE



INDIAN COAST
SANDSTONE



STONE CLIFF GREY
SANDSTONE



12" x 24" x 7/8"
30cm x 60cm
x 2.2cm



24" x 24" x 7/8"
60cm x 60cm
x 2.2cm



24" x 36" x 7/8"
60cm x 90cm
x 2.2cm

18" x 24" x 7/8" in
Indian Sand and Lime
are available while
quantities last.

NATURAL EDGE COPING
AVAILABLE IN STONE CLIFF GREY,
INDIAN COAST, GREYFIELD AND
BLACK RIVER



Long edges are rockfaced;
short edges are sawn.

SMOOTH EDGE COPING
AVAILABLE ONLY IN INDIAN
COAST AND GREYFIELD



Long edges are blasted &
brushed; short edges are sawn.

NATURAL EDGE STEP
AVAILABLE IN STONE CLIFF GREY,
INDIAN COAST, GREYFIELD AND
BLACK RIVER



One long side is rockfaced;
remaining edges are sawn.

SMOOTH EDGE STEP
AVAILABLE ONLY IN INDIAN COAST
AND GREYFIELD



One long side is blasted &
brushed; remaining edges
are sawn.

Sandstone and Limestone Slab

Stones & Bundling	Unit Thickness	SqFt/ Crate	SqFt/ Stone	Units/ SqFt	Units/ Crates	Lbs/ Unit	Lbs/ Crate
12" x 24"	0.87" (2.2cm)	180	2	0.5161	90	23.13	2,082
24" x 24"	0.87" (2.2cm)	160	4	0.2581	40	46.28	1,851
24" x 36"	0.87" (2.2cm)	180	6	0.1720	30	69.40	2,082

Natural Edge Coping (Smooth or Rockfaced)

Stones & Bundling	Unit Thickness	SqFt/ Crate	Linear Ft/ Crate	Linear Ft/ Unit	Units/ Crates	Lbs/ Unit	Lbs/ Crate
14" x 48"	2" (5cm)	84	72	4	18	106	1,905
14" x 72"	2" (5cm)	84	72	6	12	159	1,905

NATURAL STONE cont'd

Steps

Stones & Bundling	Unit Thickness	Face Ft/ Crate	Linear Ft/ Crate	Linear Ft/ Unit	Units/ Crates	Lbs/ Unit	Lbs/ Crate
16" x 48"	6" (15cm)	32	24	4	6	421.08	2,526
16" x 72"	6" (15cm)	32	24	6	4	628.31	2,513

CANADIAN GRANITE



WHITE MOUNTAIN

DEER RIDGE

BLACKRIDGE

GRANITE COPING



4' ROCKFACED
48 x 14 x 2"
120 x 36 x 5cm

6' ROCKFACED
72 x 14 x 2"
183 x 36 x 5cm



4' SMOOTH
48 x 14 x 2"
120 x 36 x 5cm

6' SMOOTH
72 x 14 x 2"
183 x 36 x 5cm

Long edges are rockfaced; short edges are sawn.

Long edges are thermal; short edges are sawn.

GRANITE STEPS



4' ROCKFACED
48 x 16 x 7"
120 x 41 x 18cm

6' ROCKFACED
72 x 16 x 7"
183 x 41 x 18cm



4' THERMAL
48 x 16 x 7"
120 x 41 x 18cm

6' THERMAL
72 x 16 x 7"
183 x 41 x 18cm

One long edge is rockfaced; other edges are sawn.

One long edge is thermal; other edges are sawn.

GRANITE CURB



CURB
36 x 6 x 8"
91 x 15 x 20cm

Top edge is rockfaced; all other edges sawn.

GRANITE PILLAR CAP



PILLAR CAP
28 x 28 x 2"
71 x 71 x 5cm

Available in both rockfaced and thermal.

Granite Coping, Steps, Curb & Pillar Cap

Stones & Bundling	Unit Thickness	Face Ft/ Crate	Linear Ft/ Crate	Linear Ft/ Unit	Units/ Crates	Lbs/ Unit	Lbs/ Crate
Coping - 48" x 14"	2" (5cm)	84	72	4	18	130	2,340
Coping - 72" x 14"	2" (5cm)	84	72	6	12	205	2,460
Step - 48" x 16"	7" (18cm)	16	12	4	3	553	1,660
Step - 72" x 16"	7" (18cm)	24	18	6	3	830	2,490
Curb - 36" x 6"	8" (20cm)	18	36	3	12	175	2,100
Pillar Cap - 28" x 28"	2" (5cm)	65	-	-	12	167	2,004

NATURAL STONE cont'd

GRANITE



BLACK OYSTER
(Flamed)



CASTLE
GREY
(Flamed)



GALAXY FROST
(Flamed)



12" x 24" x 1"
30cm x 60cm x 2.5cm



24" x 24" x 1"
60cm x 60cm x 2.5cm

Granite Slab

Stones & Bundling	Unit Thickness	SqFt/ Crate	SqFt/ Stone	Units/ SqFt	Units/ Crates	Lbs/ Unit	Lbs/ Crate
12" x 24"	1" (2.5cm)	200	2	0.5	100	13.91	2,700
24" x 24"	1" (2.5cm)	200	4	0.25	50	14.07	2,730



BLACK OYSTER
(Flamed)



CASTLE
GREY
(Flamed)



GALAXY FROST
(Flamed)



12" x 24" x 2"
60cm x 60cm x 5cm



24" x 24" x 2"
60cm x 60cm x 5cm



12" x 36" x 2"
30cm x 90cm x 5cm

Granite Slab (Flamed)

Stones & Bundling	Unit Thickness	SqFt/ Crate	SqFt/ Stone	Units/ SqFt	Units/ Crates	Lbs/ Unit	Lbs/ Crate
12" x 24"	2" (5cm)	80	4	0.25	20	50	2,204
24" x 24"	2" (5cm)	80	3	0.33	36	38.89	3,086
12" x 36"	2" (5cm)	78	3	0.33	36	38.89	3,086

Notes: All dimensions are nominal. **Product is not sectionable. Sold on non-refundable skid.** Contact your Unilock Territory Manager for further information.

OPTILOC®



NATURAL



STANDARD
10¼" x 10¼" x 3⅜"
26cm x 26cm x 8cm



Stones & Bundling	Unit		SqFt Per				Per Bundle		Soldier LnFt Per			Sailor LnFt per			Units Per			Lbs Per		
	Thickness	Bundle	Layer	Section	Stone	Layers	Sections	SqFt	Section	Bundle	SqFt	Section	Bundle	SqFt	Section	Bundle	Layer	Section	Bundle	
Gormley Manufacturing																				
Standard	3⅜" (8cm)	93.14	11.64		0.739	8	-	-	-		-	-	-	1.35	-	126	426	-	3,409	

Notes: This product is optimized for mechanical installation. Sold in full bundles only on a refundable skid. 126 units per bundle is made up of 119 whole units, 7½ units and 7½ units. Minimum quantities may apply. All measurements are nominal.

Internal Use Only. OPT ON

PROMENADE™ PLANK PAVER

ENDURACOLOR™



SANDSTONE
4" x 12"
NEW FOR 2019



OPAL BLEND
4" x 16"
8" x 24"



STEEL GREY BLEND
4" x 16"
8" x 24"



GRANITE BLEND
IL CAMPO® FINISH
4" x 12"
8" x 24"



BLACK GRANITE
SERIES® FINISH
4" x 12"
8" x 24"



8" x 24" x 4"
(20cm x 60cm x 10cm)



4" x 16" x 4"
(10cm x 40cm x 10cm)



4" x 12" x 4"
(10cm x 30cm x 10cm)



3" x 12" x 4"
(7.6cm x 30cm x 10cm)
ECO-PROMENADE® AVAILABLE
IN OPAL BLEND ONLY

Stones & Bundling	Unit		SqFt Per				Per Bundle		Soldier LnFt Per			Sailor LnFt per			Units Per			Lbs Per		
	Thickness	Bundle	Layer	Section	Stone	Layers	Sections	SqFt	Section	Bundle	SqFt	Section	Bundle	SqFt	Section	Bundle	Layer	Section	Bundle	
Georgetown / Pickering Manufacturing																				
8" x 24"	4" (10cm)	51.67	10.33		1.29	5	-	1.97	-	26.2	0.66	-	78.70	0.77	-	40	478	-	2,391	
4" x 16"	4" (10cm)	51.67	10.33		0.43	5	-	1.31	-	39.4	0.33	-	157.50	2.32	-	120	488	-	2,440	
4" x 12"	4" (10cm)	58.13	11.63		0.32	5	-	0.98	-	59.1	0.33	-	177.20	3.10	-	180	532	-	2,659	
Eco-Promenade 3" x 12"	4" (10cm)	53.28	10.66		0.24	5	-	0.92	-	57.7	0.25	-	216.50	4.13	-	220	488	-	2,439	

Notes: Sold in full bundles only on a refundable skid. **Important: A urethane rubber paver mat must be used to prevent scuffing. Read the Polymeric Sand advisory on page 52.** Contact your Unilock Territory Manager for further information. All measurements are nominal.

Internal Use Only. PMD ON

PORCELAIN



ARBOR BIANCO
NEW FOR 2019



DOLOMITI GREY
NEW FOR 2019



LASCALA BEIGE
NEW FOR 2019



LASCALA GRAY
NEW FOR 2019



GOTHAM BEIGE



GOTHAM GREY



TRAVSTONE BEIGE



TRAVSTONE NOCE



DAVINCI DRIFTWOOD



EPOKAL GREY



BEOLA BIANCA



GRAUSTEIN



24" x 24" x 3/4"
60cm x 60cm x 2cm



16" x 32" x 3/4"
40cm x 80cm x 2cm
Available in Epokal
Arbor & Lascala Only



16" x 48" x 3/4"
40cm x 120cm x 2cm
Dolomiti Only



Stones & Bundling	Unit Thickness	SqFt Per			Boxes /Crate	Units Per		Lbs Per		
		Unit	Box	Crate		Box	Crate	SqFt	Box	Crate
Stocked in Ayr										
Arbor (40 x 80cm) 16" x 32	.75" (2cm)	3.88	6.89	165.36	24	2	48	9.04	62.30	1,541
Dolomiti (40 x 120cm) 16" x 48"	.75" (2cm)	5.17	5.17	279.18	54	1	54	9	47.30	2,800
LaScala (40 x 80cm) 16" x 32	.75" (2cm)	3.45	6.89	165.36	24	2	48	9.04	62.30	1,541
Gotham (60 x 60cm) 24" x 24"	.75" (2cm)	3.88	11.63	255.75	-	-	66	9.23	-	2,360
Travestone (60 x 60cm) 24" x 24"	.75" (2cm)	3.88	11.63	255.76	-	-	66	9.23	-	2,360
DaVinci / Epokal (40 x 80cm) 16" x 32	.75" (2cm)	3.88	7.75	255.76	24	2	48	9.04	62.30	1,541
Beola Bianca & Graustein (60 x 60cm) 24" x 24"	.75" (2cm)	3.88	7.75-	255.76	30	2	60	9.00	72.60	2,178

Notes: Refer to metric measurements; all imperial measurements are nominal. **Product is sold in full boxes only. For pedestal applications, please contact your Unilock Territory Manager.**



DAWN MIST PEBBLE TAUPE DAWN MIST/PEBBLE TAUPE
 Sold Separately/
 Blended on Site SMOKE SHALE



			Random Bundle Individual units cannot be sold separately	
RECTANGLE 12" x 9" x 2 3/8" 30cm x 22.6cm x 6cm	SQUARE 9" x 9" x 2 3/8" 22.6cm x 22.6cm x 6cm	SMALL RECTANGLE 6" x 9" x 2 3/8" 15cm x 22.6cm x 6cm		LARGE RECTANGLE 21" x 12" x 2 3/8" (52.8cm x 30.2cm x 6cm) SOLD SEPARATELY Not suitable for driveways


Stones & Bundling	Unit Thickness	SqFt Per				Per Bundle		Soldier LnFt Per			Sailor LnFt per			Units Per			Lbs Per		
		Bundle	Layer	Section	Stone	Layers	Sections	SqFt	Section	Bundle	SqFt	Section	Bundle	SqFt	Section	Bundle	Layer	Section	Bundle
Ayr Manufacturing																			
Random Bundle		90.30	11.29		0.564	8	-	-	-	-	0.673	-	134.2	1.77	-	160	309	-	2,472
Rectangle	2 3/8" (6cm)	-	-	-	0.730	-	-	-	-	-	0.741	-	63.0	1.37	-	64	-	-	-
Square	2 3/8" (6cm)	-	-	-	0.550	-	-	-	-	-	0.741	-	23.7	1.82	-	32	-	-	-
Small Rectangle	2 3/8" (6cm)	-	-	-	0.365	-	-	-	-	-	0.492	-	47.5	2.74	-	64	-	-	-
Large Rectangle	2 3/8" (6cm)	82.39	10.30		1.716	8	-	1.732	-	47.6	0.991	-	83.1	0.58	-	48	301	-	2,411

Notes: Sold as full bundles only on a refundable skid. All measurements are nominal. **Important:** A urethane rubber paver mat must be used to prevent scuffing. Read the Polymeric Sand advisory on page 52. Contact your Unilock Territory Manager for further information.

Internal Use Only. RIC ON



CASTANO CREMA NUVOLA



TECHNICAL ADVANTAGE

EasyClean™ Stain Resistance - CF 90

An integral surface protection that allows for easier cleanup of spills when they happen, and before a stain can develop.

RECTANGLE
 8" x 16" x 2 3/4"
 20cm x 40cm x 7cm
 Minimums may apply.

Stones & Bundling	Unit Thickness	SqFt Per				Per Bundle		Soldier LnFt Per			Sailor LnFt per			Units Per			Lbs Per		
		Bundle	Layer	Section	Stone	Layers	Sections	SqFt	Section	Bundle	SqFt	Section	Bundle	SqFt	Section	Bundle	Layer	Section	Bundle
Georgetown Manufacturing																			
8"x16"	2 3/4" (7cm)	82.67	10.33		0.861	8	-	1.312	-	63.0	0.656	-	126.0	1.16	-	96	331	-	2,647

Notes: **Sold as full bundles only** on a refundable skid. All measurements are nominal. **Important:** A urethane rubber paver mat must be used to prevent scuffing. Read the Polymeric Sand advisory on page 52. Contact your Unilock Territory Manager for further information.

Internal Use Only. SZO ON

SERIES 8 CM



BLACK GRANITE
Available in 7x14 8cm & Random 8cm only



ICE GREY
Available in 7x14 8cm & Random 8cm only



MOUNTAIN MIST
Available in 7x14 8cm & Random 8cm only



GOLDEN SAND
Available in 7x14" 8cm & Random 8cm only



			Random Bundle Individual units cannot be sold separately
21" x 14" x 3/8" 54cm x 36cm x 8cm	14" x 14" x 3/8" 36cm x 36cm x 8cm	7" x 14" x 3/8" 18cm x 36cm x 8cm	
7" x 14" x 3/8" 18cm x 36cm x 8cm Sold Separately			



SERIES 7 CM



GLACIER
8x8, 8x16
NEW FOR 2019



BLACK GRANITE
4x8, 8x8, 8x16



MOUNTAIN MIST
8x8, 8x16

SERIES 10 CM



BLACK GRANITE



8 x 16 x 2 3/4"
20 x 40 x 7cm
NEW FOR 2019



4 x 8 x 2 3/4"
10 x 20 x 7cm
Black Granite Only



8 x 8 x 2 3/4"
20 x 20 x 7cm



8 x 24 x 4"
20 x 60 x 10cm



4 x 12 x 4"
10 x 30 x 10cm

Stones & Bundling	Unit		SqFt Per			Per Bundle		Soldier LnFt Per			Sailor LnFt per			Units Per			Lbs Per		
	Thickness	Bundle	Layer	Section	Stone	Layers	Sections	SqFt	Section	Bundle	SqFt	Section	Bundle	SqFt	Section	Bundle	Layer	Section	Bundle
Georgetown Manufacturing																			
SERIES 8CM																			
Random Bundle		73.24	10.46		1.308	7	-	-	-	-	0.985	-	74.4	0.77	-	56	383	-	2,680
Large Rectangle	3/8" (8cm)	-	-	-	2.089	-	-	-	-	-	1.181	-	24.8	0.48	-	14	-	-	-
Small Rectangle	3/8" (8cm)	-	-	-	0.698	-	-	-	-	-	0.591	-	24.8	1.43	-	21	-	-	-
Square	3/8" (8cm)	-	-	-	1.395	-	-	-	-	-	1.181	-	24.8	0.72	-	21	-	-	-
7" x 14"	2 3/4" (8cm)	73.24	10.46		0.698	7	-	1.181	-	62.0	0.591	-	124.0	1.43	-	105	383	-	2,680
SERIES 7CM																			
4" x 8"	2 3/4" (7cm)	94.56	11.82		0.219	8	-	0.667	-	141.7	0.334	-	283.3	4.57	-	432	377	-	3,019
8" x 16"	2 3/4" (7cm)	82.67	10.33		0.861	8	-	1.312	-	63.0	0.656	-	126.0	1.16	-	96	343	-	2,746
8" x 8"	2 3/4" (7cm)	82.67	10.33		0.461	8	-	0.656	-	126.0	0.656	-	126.0	2.32	-	192	331	-	2,647
SERIES 10CM																			
4" x 12"	4" (10cm)	58.13	11.63		0.323	5	-	0.984	-	59.1	0.328	-	177.2	3.10	-	180	532	-	2,659
8" x 24"	4" (10cm)	51.67	10.33		1.292	5	-	1.969	-	26.2	0.656	-	78.7	0.77	-	40	478	-	2,391

Notes: Custom colors and finishes available. Minimum quantities apply. Sold on a refundable skid. See terms and conditions of sale. All measurements are nominal. **Important: A urethane rubber paver mat must be used to prevent scuffing. Read the Polymeric Sand advisory on page 52.** Contact your Unilock Territory Manager for further information.



RIVERBANK
NEW FOR 2019



ALMOND GROVE



GRANITE

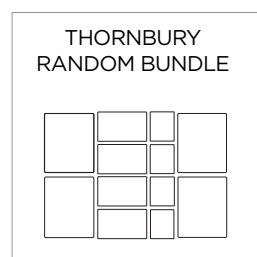


SIERRA



Random Bundle
Individual units cannot be sold separately

LARGE RECTANGLE 13¾" x 16½" x 2¾" (35cm x 42cm x 7cm)	MEDIUM RECTANGLE 13¾" x 8¼" x 2¾" (35cm x 21cm x 7cm)	SMALL RECTANGLE 6⅞" x 8¼" x 2¾" (17cm x 21cm x 7cm)
--	--	--



Stones & Bundling	Unit Thickness	SqFt Per				Per Bundle		Soldier LnFt Per			Sailor LnFt per			Units Per			Lbs Per		
		Bundle	Layer	Section	Stone	Layers	Sections	SqFt	Section	Bundle	SqFt	Section	Bundle	SqFt	Section	Bundle	Layer	Section	Bundle
Georgetown Manufacturing																			
Random Bundle	2¾" (7cm)	88.61	11.08		0.923	8	-	-	-	-	-	-	-	1.08	-	96	355	-	2,838
Large Rectangle	2¾" (7cm)	-	-	-	1.582	-	-	-	-	-	-	-	-	0.63	-	32	-	-	-
Medium Rectangle	2¾" (7cm)	-	-	-	0.791	-	-	-	-	-	-	-	-	1.26	-	32	-	-	-
Small Rectangle	2¾" (7cm)	-	-	-	0.391	-	-	-	-	-	-	-	-	2.56	-	32	-	-	-

Notes: **Permeable option available.** Sold in full bundles only on refundable skids. **Important:** A urethane rubber paver mat must be used to prevent scuffing. Read the Polymeric Sand advisory on page 52. All measurements are nominal. Contact your Unilock Territory Manager for further information.

Internal Use Only. THB ON



NATURAL



STANDARD
16" x 24" x 3⅞"
40cm x 60cm x 8cm



Stones & Bundling	Unit Thickness	SqFt Per				Per Bundle		Soldier LnFt Per			Sailor LnFt per			Units Per			Lbs Per		
		Bundle	Layer	Section	Stone	Layers	Sections	SqFt	Section	Bundle	SqFt	Section	Bundle	SqFt	Section	Bundle	Layer	Section	Bundle
Ayr / Gormley Manufacturing																			
Standard	3⅞" (8cm)	60.00	7.50		2.500	8	-	-	-	-	-	-	-	0.40	-	24	187	-	1,499

Notes: **Special Order item.** Lead time required. Sold in full bundles only on a refundable skid. All measurements are nominal. Contact your Unilock Territory Manager for lead time.

Internal Use Only. TFS ON



BURGUNDY RED BURNT CLAY OLD OAK 3 COLOR BLEND
Blended on Site



BASALT HERITAGE RED HERITAGE CLAY HERITAGE 2 COLOR BLEND
Blended on Site



STANDARD
4" x 9¾" x 2¾"
10cm x 25cm x 7cm

TECHNICAL ADVANTAGES

Reala™ Surface Technology

Ultra-realistic textures cast from natural stone, brick and historic cobblestones.

Ultima™ Concrete Technology

This proprietary manufacturing process creates pavers and walls with up to four times the strength of poured concrete.

Stones & Bundling	Unit	SqFt Per				Per Bundle		Soldier LnFt Per			Sailor LnFt per			Units Per			Lbs Per		
	Thickness	Bundle	Layer	Section	Stone	Layers	Sections	SqFt	Section	Bundle	SqFt	Section	Bundle	SqFt	Section	Bundle	Layer	Section	Bundle
Ayr Manufacturing																			
Standard	2¾" (7cm)	88.41	11.05		0.276	8	-	0.818	-	108.1	0.337	-	262.5	3.62	-	320	361	-	2,888

Notes: Sold in full bundles only on a refundable skid. All measurements are nominal. **Important:** A urethane rubber paver mat must be used to prevent scuffing. Read the Polymeric Sand advisory on page 52. Contact your Unilock Territory Manager for further information.

Internal Use Only. TWH ON



CRYSTALLINE BASALT PEPPERED GRANITE



LARGE RECTANGLE
5½" x 12" x 2¾"
(13cm x 30.5cm x 7cm)

RECTANGLE
5½" x 9" x 2¾"
(13cm x 23cm x 7cm)

SMALL RECTANGLE
5½" x 7" x 2¾"
(13cm x 17.5cm x 7cm)

Random Bundle
Individual units cannot be sold separately



Stones & Bundling	Unit	SqFt Per				Per Bundle		Soldier LnFt Per			Sailor LnFt per			Units Per			Lbs Per		
	Thickness	Bundle	Layer	Section	Stone	Layers	Sections	SqFt	Section	Bundle	SqFt	Section	Bundle	SqFt	Section	Bundle	Layer	Section	Bundle
Stocked in Ayr																			
Random Bundle		97.53	12.19		0.321	8	-	-	-	-	0.428	-	228.0	3.12	-	304	398	-	3,186
Large Rectangle	2¾" (7cm)	-	-	-	0.427	-	-	-	-	-	0.427	-	88.1	2.34	-	88	-	-	-
Rectangle	2¾" (7cm)	-	-	-	0.322	-	-	-	-	-	0.427	-	66.4	3.11	-	88	-	-	-
Small Rectangle	2¾" (7cm)	-	-	-	0.245	-	-	-	-	-	0.427	-	73.5	4.08	-	128	-	-	-

Notes: **Sold in full bundles only.** All measurements are nominal. **Important:** A urethane rubber paver mat must be used to prevent scuffing. Read the Polymeric Sand advisory on page 52. Contact your Unilock Territory Manager for further information.

Internal Use Only. TBC ON



FRENCH GREY



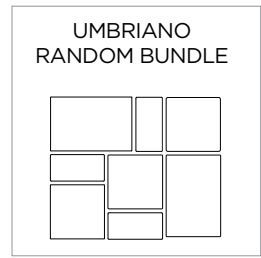
MIDNIGHT SKY



SUMMER WHEAT



WINTER MARVEL



8" x 24" x 2 3/4"
20cm x 60cm x 7cm
NEW FOR 2019



8" x 16" x 2 3/4"
20cm x 40cm x 7cm



SMALL RECTANGLE
7" x 14" x 3 1/8"
18cm x 36cm x 8cm
Sold Separately



24" x 24" x 2 3/4"
60cm x 60cm x 7cm



12" x 24" x 2 3/4"
30cm x 60cm x 7cm



16" x 16" x 2 3/4"
40cm x 40cm x 7cm

LARGE RECTANGLE
21" x 14" x 2 3/8 & 3 1/8"
546m x 35cm x 6 & 8 cm

SQUARE
14" x 14" x 2 3/8 & 3 1/8"
36cm x 36m x 6 & 8cm

SMALL RECTANGLE
7" x 14" x 2 3/8 & 3 1/8"
18cm x 36cm x 6 & 8cm

Random Bundle
Individual units cannot be sold separately

TECHNICAL ADVANTAGES

EasyClean™ Stain Resistance - CF 90

An integral surface protection that allows for easier cleanup of spills when they happen, and before a stain can develop.

ColorFusion™ Technology

A proprietary technology that disperses color randomly for a natural, granite-like appearance.

Stones & Bundling	Unit Thickness	SqFt Per				Per Bundle		Soldier LnFt Per			Sailor LnFt per			Units Per			Lbs Per		
		Bundle	Layer	Section	Stone	Layers	Sections	SqFt	Section	Bundle	SqFt	Section	Bundle	SqFt	Section	Bundle	Layer	Section	Bundle
Georgetown Manufacturing																			
24" x 24"	2 3/4" (7cm)	62.00	7.75		3.875	8	-	1.969	-	31.5	1.969	-	31.5	0.26	-	16	258	-	2,062
12" x 24"	2 3/4" (7cm)	93.00	11.63		1.938	8	-	1.969	-	47.2	0.984	-	94.5	0.52	-	48	393	-	3,142
16 x 16"	2 3/4" (7cm)	82.67	10.33		1.722	8	-	1.312	-	63.0	1.312	-	63.0	0.58	-	48	350	-	2,797
8" x 16"	2 3/4" (7cm)	82.67	10.33		0.861	8	-	1.312	-	63.0	0.656	-	126.0	1.16	-	96	343	-	2,746
8" x 24"	2 3/4" (7cm)	82.67	10.33		1.292	8	-	1.969	-	42.0	0.656	-	126.0	0.77	-	64	331	-	2,647
Random Bundle 6cm		94.20	10.47			9	-	1.363	-	69.1	-	-	-	0.76	-	72	287	-	2,584
Large Rectangle	2 3/8" (6cm)	-	-	-	2.089	-	-	1.768		21.3	-	-	-	0.48		18	-	-	-
Square	2 3/8" (6cm)	-	-	-	0.698	-	-	1.181		15.9	-	-	-	1.43		27	-	-	-
Small Rectangle	2 3/8" (6cm)	-	-	-	1.395	-	-	1.181		31.9	-	-	-	0.72		27	-	-	-
Random Bundle 8cm		73.24	10.46			7	-	-	-	-	0.985	-	74.4	0.77	-	56	383	-	2,680
Large Rectangle	3 1/8" (8cm)	-	-	-	2.089	-	-	-	-	-	1.181		24.8	0.48		14	-	-	-
Small Rectangle	3 1/8" (8cm)	-	-	-	0.698	-	-	-	-	-	0.591		24.8	1.43		21	-	-	-
Square	3 1/8" (8cm)	-	-	-	1.395	-	-	-	-	-	1.181		24.8	0.72		21	-	-	-
7"x14"	3 1/8" (8cm)	73.24	10.46		0.698	7	-	1.181	-	62.0	0.591	-	124.0	1.43	-	105	383	-	2,680

Notes: 24" and 6cm Random products are not intended for vehicular applications. All measurements are nominal. **Sold in full bundles only** on a refundable skid. **Important:** A urethane rubber paver mat must be used to prevent scuffing. Read the Polymeric Sand advisory on page 52. Contact your Unilock Territory Manager for further information.

Internal Use Only. UMB ON

FLAGSTONE FINISH



CLIFFSIDE GREY IRISH COAST MAHOGANY SANDY BEACH

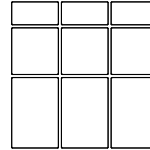


LARGE RECTANGLE
21" x 14" x 2¾"
54cm x 36cm x 7cm

SQUARE
14" x 14" x 2¾"
36cm x 36cm x 7cm

SMALL RECTANGLE
7" x 14" x 2¾"
18cm x 36cm x 7cm

WINDERMERE
RANDOM BUNDLE



Stones & Bundling	Unit Thickness	SqFt Per				Per Bundle		Soldier LnFt Per			Sailor LnFt per			Units Per			Lbs Per		
		Bundle	Layer	Section	Stone	Layers	Sections	SqFt	Section	Bundle	SqFt	Section	Bundle	SqFt	Section	Bundle	Layer	Section	Bundle
Ayr Manufacturing																			
Random Bundle		96.90	12.11		1.346	8	-	-	-	-	0.977	-	99.2	0.74	-	72	388	-	3,103
Large Rectangle	2¾" (7cm)	-	-	-	2.093	-	-	-	-	-	1.181	-	42.5	0.48	-	24	-	-	-
Square	2¾" (7cm)	-	-	-	1.395	-	-	-	-	-	1.181	-	28.3	0.72	-	24	-	-	-
Small Rectangle	2¾" (7cm)	-	-	-	.698	-	-	-	-	-	0.591	-	28.3	1.43	-	24	-	-	-

Notes: Acceptable for driveways and walkways. Product sold in full bundles only on a refundable skid. **Important:** A urethane rubber paver mat must be used to prevent scuffing. All measurements are nominal. Contact your Unilock Territory Manager for further information.

Internal Use Only. WIN ON

SMOOTH FINISH



CLIFFSIDE GREY IRISH COAST MAHOGANY SANDY BEACH

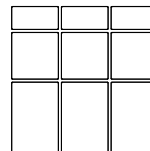


LARGE RECTANGLE
21" x 14" x 2¾"
54cm x 36cm x 7cm

SQUARE
14" x 14" x 2¾"
36cm x 36cm x 7cm

SMALL RECTANGLE
7" x 14" x 2¾"
18cm x 36cm x 7cm

WINDERMERE
RANDOM BUNDLE



Stones & Bundling	Unit Thickness	SqFt Per				Per Bundle		Soldier LnFt Per			Sailor LnFt per			Units Per			Lbs Per		
		Bundle	Layer	Section	Stone	Layers	Sections	SqFt	Section	Bundle	SqFt	Section	Bundle	SqFt	Section	Bundle	Layer	Section	Bundle
Ayr Manufacturing																			
Random Bundle		96.90	12.11		1.346	8	-	-	-	-	0.977	-	99.2	0.74	-	72	388	-	3,103
Large Rectangle	2¾" (7cm)	-	-	-	2.093	-	-	-	-	-	1.181	-	42.5	0.48	-	24	-	-	-
Square	2¾" (7cm)	-	-	-	1.395	-	-	-	-	-	1.181	-	28.3	0.72	-	24	-	-	-
Small Rectangle	2¾" (7cm)	-	-	-	.698	-	-	-	-	-	0.591	-	28.3	1.43	-	24	-	-	-

Notes: Acceptable for driveways and walkways. Product sold in full bundles only on a refundable skid. **Important:** A urethane rubber paver mat must be used to prevent scuffing. All measurements are nominal. Contact your Unilock Territory Manager for further information.

Internal Use Only. WIN ON

ArchiTEXTURES™ WALL



GRANITE FUSION



MIDNIGHT CHARCOAL



OPAL BLEND



TAN



			Random Bundle Individual units cannot be sold separately
LARGE RECTANGLE 17 ³ / ₄ " x 9 ⁷ / ₈ " x 3 ⁷ / ₈ " 45cm x 25cm x 10cm	MEDIUM RECTANGLE 11 ⁷ / ₈ " x 9 ⁷ / ₈ " x 3 ⁷ / ₈ " 30cm x 25cm x 10cm	SMALL RECTANGLE 9 ⁷ / ₈ " x 5 ⁷ / ₈ " x 3 ⁷ / ₈ " 25cm x 15cm x 10cm	

		
LEFT CORNER 15" x 9 ⁷ / ₈ " x 3 ⁷ / ₈ " 40cm x 25cm x 10cm EnduraColor Finish Only	RIGHT CORNER 15 ³ / ₄ " x 9 ⁷ / ₈ " x 3 ⁷ / ₈ " 40cm x 25cm x 10cm EnduraColor Finish Only	U-GRIP™ BASE PAD 19" x 14" x 2" 48.2cm x 35.5cm x 5.5cm

Stones & Bundling	Face Feet Per		Linear Feet Per		Units Per		Per Bundle		Lbs Per	
	Bundle	Unit	Bundle	Unit	Bundle	Face Feet	Layers	Sections	Unit	Bundle
Pickering Manufacturing										
Random Bundle	11.63		35.42		36				36	1,296
Large Rectangle	5.81	0.484	17.71	1.476	12	2.07				
Medium Rectangle	3.88	0.323	11.81	0.984	12	3.09				
Small Rectangle	1.94	0.162	5.90	0.492	12	6.19				
Corner Bundle - (double unit)	8.40	1.401	-	-	6	0.71			89	535
U-GRIP Base Pad			85.39	1.581	54		9		46	2,500

Notes: **Sold in full bundles only on a refundable skid.** For coping options we recommend LedgeStone (page 38), Universal Coping (page 37) or Natural Stone (page 12). See page 39 for all coping pairs. All measurements are nominal. Any wall over 39" in height may be subject to permit requirements and engineering analysis. Always consult with your local authorities before beginning your project. As a rule of thumb, walls 2' high or less require a shallow excavation; otherwise you will require a deep excavation or the implementation of concrete piers (Sono tubes). This system should only be installed by trained, professional contractors to ensure a safe, consistent, reliable system that will be long-lasting. Contact your Unilock Territory Manager for further information.

Internal Use Only. ATX ON

BRUSSELS DIMENSIONAL STONE®



DESERT SAND



LIMESTONE



MAHOGANY ASH



MIDNIGHT CHARCOAL



SANDSTONE



SIERRA



STANDARD
12" x 4" x 8"
30cm x 10cm x 20cm



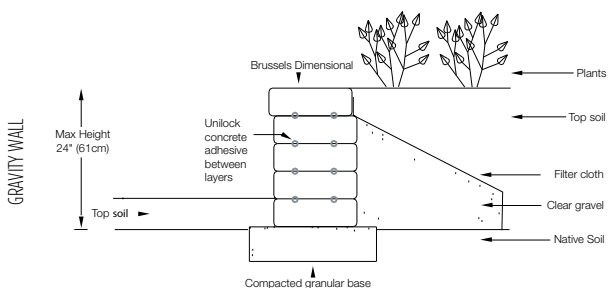
U-GRIP™ BASE PAD
19" x 14" x 2"
48.2cm x 35.5cm x 5.5cm



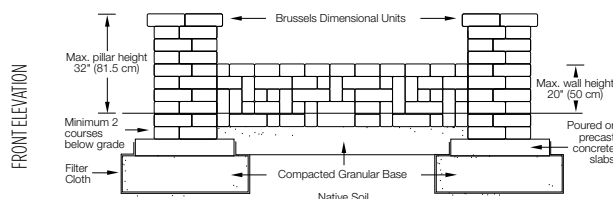
Stones & Bundling	Face Feet Per		Linear Feet Per		Units Per		Per Bundle		Lbs Per	
	Bundle	Unit	Bundle	Unit	Bundle	Face Feet	Layers	Sections	Unit	Bundle
Ayr Manufacturing										
Standard			96.00	1.000	96		6	4	30	2,881
U-GRIP Base Pad			85.39	1.581	54		9		46	2,500

Notes: Product is installed using Unilock Concrete Adhesive to secure corners and all rows. Maximum height is 24" including the unit in the ground (under optimum conditions). All measurements are nominal. *Based on 12" deep wall coverage = 21.4 sqft per bundle. Based on an 8" deep wall coverage = 32 sqft per bundle. Brussels Dimensional Stone™ XL, Brussels Fullnose™ or Ledgestone™ complement as a possible coping unit. Contact your Unilock Territory Manager for further information.

Internal Use Only. BDS ON



Cross sections are examples and must not be used for construction.



All joints must be adhered with Unilock approved Concrete Adhesive. Base preparation may vary according to soil and climate conditions. Cross sections are examples, and must not be used for construction.

DURAHOLD®



NATURAL



STANDARD
72" x 12" x 24"
183cm x 30cm
x 60cm



COPING
72" x 12" x 24"
183cm x 30cm
x 60cm



CLOSED-END COPING
72" x 12" x 24"
183cm x 30cm
x 60cm



TIE-BACK
72" x 12" x 24"
183cm x 30cm
x 60cm



1/2 STANDARD
36" x 12" x 24"
91.5cm x 30cm
x 60cm



1/2 COPING
36" x 12" x 24"
91.5cm x 30cm
x 60cm



CORNER 90°
60" x 12" x 24"
152cm x 30cm x 60cm
(Right Corner Shown)



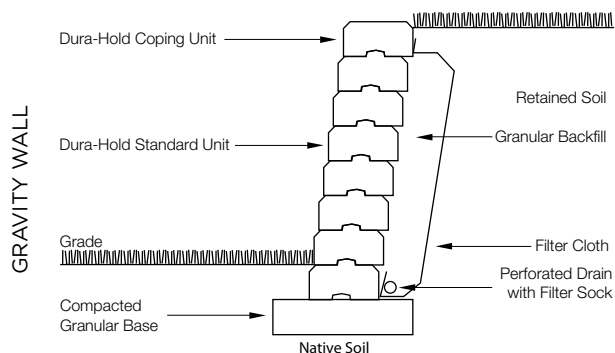
CORNER 45°
60" x 12" x 24"
152cm x 30cm x 60cm
(Right Corner Shown)



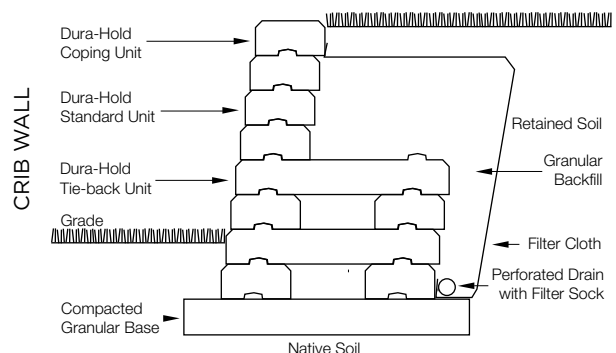
Stones & Bundling	Face Feet Per		Linear Feet Per		Units Per		Per Bundle		Lbs Per	
	Bundle	Unit	Bundle	Unit	Bundle	Face Feet	Layers	Sections	Unit	Bundle
Gormley Manufacturing										
Standard		6.024	6.02	6.024	1	0.17			1,680	1,680
Coping		6.024	6.02	6.024	1	0.17			1,560	1,560
Coping Closed End		6.024	6.02	6.024	1	0.17			1,560	1,560
Tie-back		2.000	2.00	2.000	1	0.50			1,660	1,660
1/2 Standard		3.003	3.00	3.003	1	0.33			800	800
1/2 Coping		3.003	3.00	3.003	1	0.33			780	780
Corner 90° Right / Left		7.042	-	-	1	0.14			1,320	1,320
Corner 45° Right / Left		7.042	-	-	1	0.14			1,480	1,480

Notes: *Closed-end coping units are available and are closed on both ends so that they may be used as left or right. Tie-back units are reinforced with steel. 1/2 Standard units are slightly tapered and can be used to create a 55-foot radius. Please note that 1/2 Coping units are not tapered. Refer to terms and conditions for placement rates. All measurements are nominal. Automatic setback is 1 1/2" per row. Vertical walls may also be constructed. Engineering services are available; please contact your Unilock Territory Manager for further information.

Internal Use Only. DH1 ON



Cross sections are examples, and must not be used for construction.



Cross sections are examples, and must not be used for construction.

DURAHOLD2®



NATURAL



STANDARD
72" x 12" x 14"
183cm x 30cm x 36cm



COPING
72" x 12" x 14"
183cm x 30cm x 36cm




CLOSED END-COPING
72" x 12" x 14"
183cm x 30cm x 36cm



TIE-BACK
72" x 12" x 14"
183cm x 30cm x 36cm



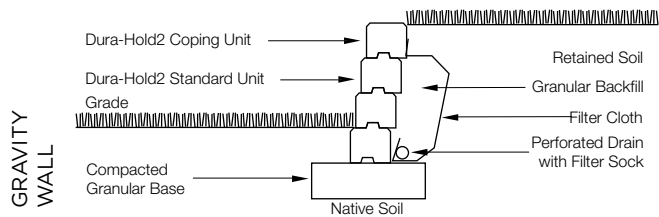
CORNER 90°
36" x 12" x 14"
90cm x 30cm x 36cm
(RIGHT CORNER SHOWN)



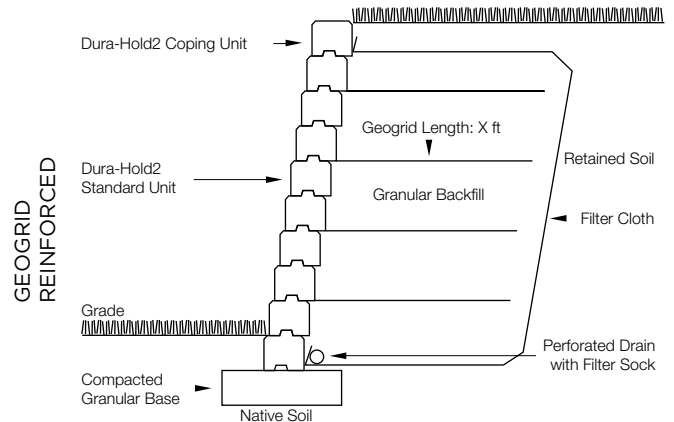
Stones & Bundling	Face Feet Per		Linear Feet Per		Units Per		Per Bundle		Lbs Per	
	Bundle	Unit	Bundle	Unit	Bundle	Face Feet	Layers	Sections	Unit	Bundle
Gormley Manufacturing										
Standard	24.10	6.024	24.10	6.024	4	0.17			938	3,752
Coping 72"	24.10	6.024	24.10	6.024	4	0.17			884	3,536
Coping Closed End 72"	24.10	6.024	24.10	6.024	4	0.17			884	3,536
Tie-back	4.68	1.170	-	-	4	0.86			938	3,752
Corner 90° Right / Left	16.67	4.167	-	-	4	0.24			460	1,840

Notes: *Closed-end coping units are available and are closed on both ends so that they may be used as left or right. Tie-back units are reinforced with steel. Refer to terms and conditions for placement rates. All measurements are nominal. Automatic setback is 1½" per row. Engineering services are available; please contact your Unilock Territory Manager for further information.

Internal Use Only. DH2 ON



Cross sections are examples, and must not be used for construction.



Cross sections are examples, and must not be used for construction.

LINEO™ DIMENSIONAL STONE



GRANITE BLEND







MIDNIGHT CHARCOAL



SANDSTONE



				Individual units cannot be sold separately. Random Bundle
XL RECTANGLE 24" x 4" x 8" 60cm x 10cm x 20cm	LARGE RECTANGLE 20" x 4" x 8" 50cm x 10cm x 20cm	RECTANGLE 16" x 4" x 8" 40cm x 10cm x 20cm	SMALL RECTANGLE 12" x 4" x 8" 30cm x 10cm x 20cm	

		Pillar Caps made in Buff & Grey	
PILLAR UNIT 16" X 4" X 8" 40CM X 10CM X 20CM	LEDGESTONE PILLAR CAP 29" X 29" X 4" 74CM X 74CM X 10CM		U-GRIP™ BASE PAD 19" x 14" x 2" 48.2cm x 35.5cm x 5.5cm

Stones & Bundling	Face Feet Per		Linear Feet Per		Units Per		Per Bundle		Lbs Per	
	Bundle	Unit	Bundle	Unit	Bundle	Face Feet	Layers	Sections	Unit	Bundle
Gormley Manufacturing / Pillars Caps - Georgetown Manufacturing; U-Grip - Pickering Manufacturing										
Random Wall Bundle:	29.93		89.06		63		3		43	2,738
XL Rectangle	7.97	0.664	23.71	1.976	12	1.51				
Large Rectangle	6.65	0.554	19.78	1.648	12	1.81				
Rectangle	9.31	0.444	27.72	1.320	21	2.25				
Small Rectangle	6.00	0.333	17.86	0.992	18	3.00				
Pillar Unit	39.84	0.664	79.20	1.320	60	1.51			41	2,435
Ledgestone Pillar Cap			-	-	5				302	1,510
U-Grip Base Pad			85.39	1.581	54		9		46	2,500

Notes: Product sold in full bundles on a refundable skid. Maximum height - 24" (under optimum conditions). All measurements are nominal. Spacing strips are shipped with random wall bundles to create even spacing between units. Free standing wall and is limited to not exceed 24" in height. Contact your Unilock Territory Manager for further information.

Internal Use Only. LDS MI



GRANITE MAHOGANY NATURAL NEVADA



SIERRA




STANDARD
8" x 6" x 12"
20cm x 15cm x 30cm




TAPERED
8" x 6" x 12"
20cm x 15cm x 30cm



CORNER
12" x 6" x 8"
30cm x 15cm x 20cm



24" COPING
24" x 3" x 12"
60cm x 7.5cm x 30cm



U-GRIP™ BASE PAD
19" x 14" x 2"
48.2cm x 35.5cm x 5.5cm



Stones & Bundling	Face Feet Per		Linear Feet Per		Units Per		Per Bundle		Lbs Per	
	Bundle	Unit	Bundle	Unit	Bundle	Face Feet	Layers	Sections	Unit	Bundle
Gormley Manufacturing; U-Grip - Pickering Manufacturing										
Standard - Pre Split - Single Piece	24.00	0.333	47.90	0.665	72	3.00		4	48	3,456
Tapered - Double Unit	20.00	0.667	40.00	1.333	30	1.50		2	93	2,775
Corner Unit - Double Unit	20.00	1.667	-	-	12	0.60		2	96	1,152
Coping 24" - Double Unit (does not include closed end units)	16.00	1.000	64.00	4.000	16	1.00		2	145	2,320
U-Grip Base Pad			85.39	1.581	54		9		46	2,500

Notes: Sold in full bundles or sections only. Maximum height - 36" (under optimum conditions) but can be engineered for walls that require to be higher. Higher walls can be achieved using geogrid reinforcement. Tapered units will allow for a minimum 5ft. outside radius. Automatic setback is 3/4" per row. Engineering services are available. Contact your Unilock Territory Manager for further information .

Internal Use Only. PS2 ON



COASTAL SLATE



BUFF

TECHNICAL ADVANTAGES

Reala™ Surface Technology

Ultra-realistic textures cast from natural stone, brick and historic cobblestones.



				Random Bundle Individual units cannot be sold separately
STANDARD UNIT 1 8" x 9-10" x 2¼" 20cm x 23-25cm x 5.7cm	STANDARD UNIT 2 12" x 9-10" x 2¼" 31cm x 23-25cm x 5.7cm	STANDARD UNIT 3 12" x 9-10" x 2¼" 31cm x 23-25cm x 5.7cm	STANDARD UNIT 4 17" x 9-10" x 2¼" 42.5cm x 23-25cm x 5.7cm	

				Jumper Bundle Individual units cannot be sold separately
JUMPER UNIT 1 8" x 9-10" x 4½" 20cm x 23-25cm x 11.4cm	JUMPER UNIT 2 12" x 9-10" x 4½" 31cm x 23-25cm x 11.4cm	JUMPER UNIT 3 12" x 9-10" x 4½" 31cm x 23-25cm x 11.4cm	JUMPER UNIT 4 17" x 9-10" x 4½" 42.5cm x 23-25cm x 11.4cm	

PILLAR UNIT
 20" x 20" x 4½"
 50cm x 50cm x 11.4cm

PILLAR UNIT

		Corner Bundle Individual units cannot be sold separately		JUMPER CORNER UNIT 12" x 9-10" x 4½" 31cm x 23-25cm x 11.4cm
LONG CORNER UNIT 17" x 9-10" x 2¼" 45cm x 23-25cm x 5.7cm	SHORT CORNER UNIT 14½" x 9-10" x 2¼" 37.5cm x 23-25cm x 5.7cm			

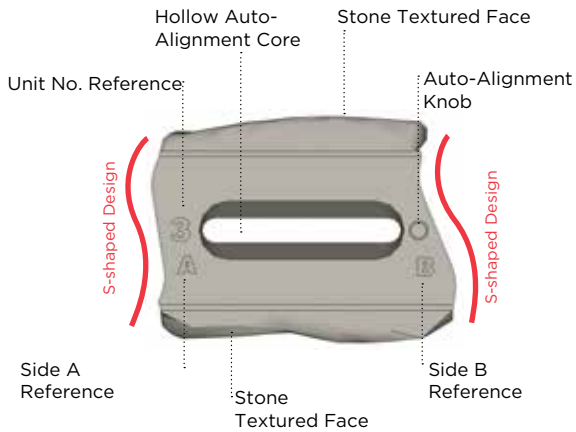
U-GRIP™ BASE PAD
 19" x 14" x 2"
 48.2cm x 35.5cm x 5.5cm

Stones & Bundling	Face Feet Per		Linear Feet Per		Units Per		Per Bundle		Lbs Per	
	Bundle	Unit	Bundle	Unit	Bundle	Face Feet	Layers	Sections	Unit	Bundle
Standard and Corner Units - Ayr Manufacturing / Jumpers, Pillar units Georgetown Manufacturing										
Wall Standard Bundle:	24.30		130.69		128		8		15	1,902
Standard Unit 1	3.93	0.123	20.99	0.656	32	8.15				
Standard Unit 2	6.09	0.190	32.54	1.017	32	5.26				
Standard Unit 3	6.09	0.190	32.54	1.017	32	5.26				
Standard Unit 4	8.20	0.256	44.61	1.394	32	3.90				
Wall Jumper Unit Bundle:	24.30		65.34		64				39	2,495
Jumper Unit 1	3.93	0.245	10.50	0.656	16	4.07				
Jumper Unit 2	6.09	0.380	16.27	1.017	16	2.63				
Jumper Unit 3	6.09	0.380	16.27	1.017	16	2.63				
Jumper Unit 4	8.20	0.513	22.30	1.394	16	1.95				
Corner Unit Bundle:	16.21		-		40				29	1,173
Long Corner Unit	8.52	0.426	-	-	20	2.35				
Short Corner Unit	7.69	0.385	-	-	20	2.60				
Corner Jumper Unit	21.61	0.675	-	-	32	1.48			40	1,200
Pillar 20" x 20"			-	-	8				117	934
U-GRIP Base Pad			85.39	1.581	54		9		46	2,500

Notes: Sold on refundable skid - full bundles only. Rivercrest is recommended for walls under 2ft. Ideal for straight or curved walls, seat walls, pillars, tree rings, planters, firepits and grill islands. Integrated connectors require no pins or clips. Minimum radius using equal amounts of each unit is 1.25m / 4.1ft. Using only unit 1 & 3 a 1.055m / 3.5ft radius can be achieved. Engineering services are available; please contact your Unilock Territory Manager for further information.

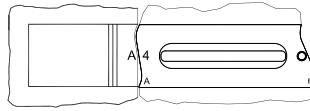
Internal Use Only. RVC ON, Jumpers CH

RIVERCREST® WALL



Starting a Wall

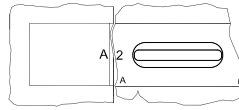
Course 1



Long Corner Unit 4

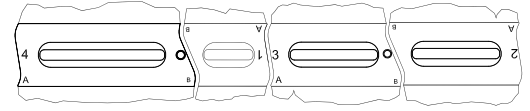
Cluster Set 1 - 70%/30%

Course 2

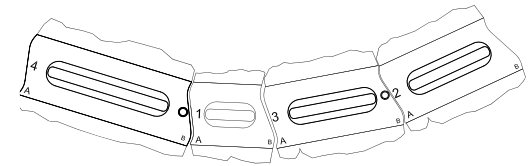


Short Corner Unit 2

Straight Wall - Align A-A / B-B

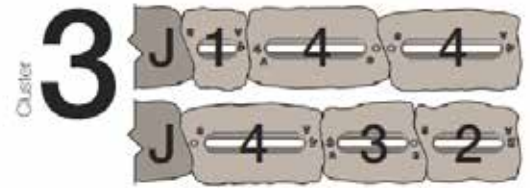
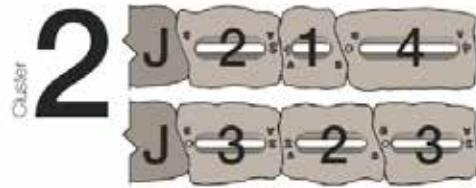
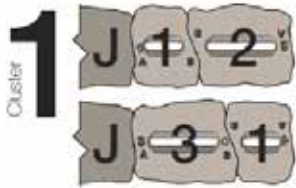


Curved Wall - Align A-B / B-A



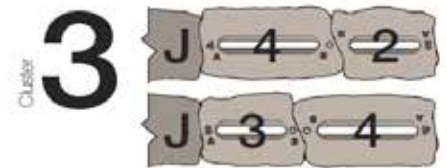
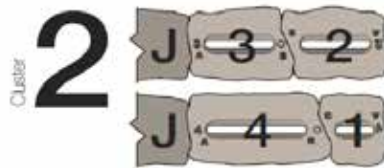
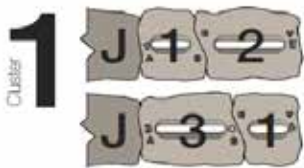
Cluster Set 1 - 70% / 30%

Utilizing the following Cluster Sets will create a wall with a 70% Standard to 30% Jumper ratio, and will use all Standard blocks equally throughout the wall. This will produce a wall with lots of jumpers, and short spans in between. Remember to match side A|A or B|B for straight walls and A/B or B/A for curved walls.



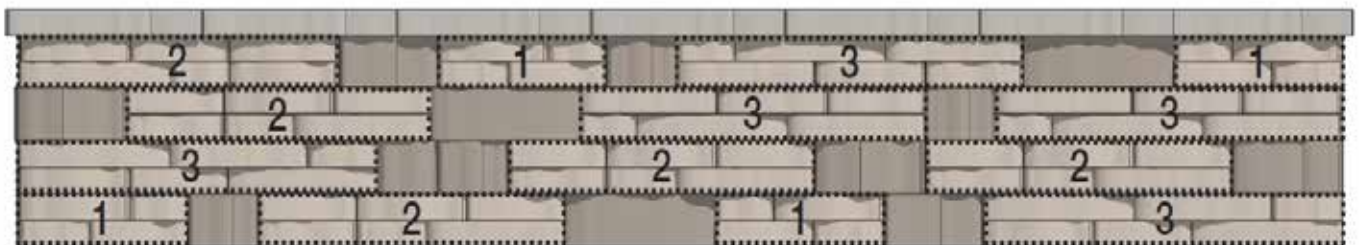
Cluster Set 2 - 60% / 40%

Utilizing the following Cluster Sets will create a wall with a 60% Standard to 40% Jumper ratio, and will use all Standard blocks equally throughout the wall. This will produce a wall with lots of jumpers, and short spans in between. Remember to match side A|A or B|B for straight walls and A/B or B/A for curved walls.



Constructing the Wall

Construct the wall by using a Cluster then Jumper, Cluster, Jumper, Etc., alternating the order of the Cluster Set. It is important make sure you utilize all the Clusters evenly throughout the wall to reduce waste. Add an extra Jumper block between clusters every so often to help randomize the wall.



For more information please consult the Rivercrest installation manual.

SIENASTONE®



NATURAL



MAHOGANY ASH **



BROWN **




GRANITE **



NEVADA **


**Available only in 48" closed-end coping / steps



STANDARD 333
47¼" x 7¼" x 13½"
120cm x 18.5cm x 33cm



STANDARD 500
47¼" x 7¼" x 20"
120cm x 18.5cm x 50cm



STANDARD 925
47¼" x 7¼" x 36½"
120cm x 18.5cm x 92.5cm


See Page 39 for coping pairs.



COPING
47¼" x 7¼" x 20"
120cm x 18.5cm x 50cm



CLOSED-END COPING **
47¼" x 7¼" x 20"
120cm x 18.5cm x 50cm



CORNER 90° (L & R)
43½" x 7¼" x 20"
110cm x 18.5cm x 50cm



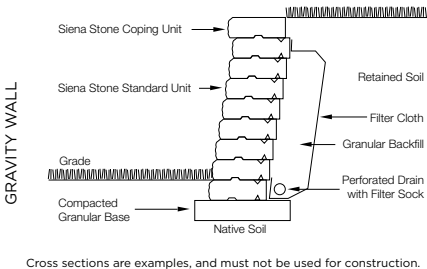
CORNER 45° (L & R)
43½" x 7¼" x 20"
110cm x 18.5cm x 50cm



Stones & Bundling	Face Feet Per		Linear Feet Per		Units Per		Per Bundle		Lbs Per	
	Bundle	Unit	Bundle	Unit	Bundle	Face Feet	Layers	Sections	Unit	Bundle
Gormley Manufacturing										
Standard 333	21.63	2.404	36.00	4.000	9	0.42			380	3,420
Standard 500	14.42	2.404	24.00	4.000	6	0.42			570	3,420
Standard 925	7.21	2.404	12.00	4.000	3	0.42			1,140	3,420
Coping 48"	14.42	2.404	24.00	4.000	6	0.42			570	3,420
Coping Closed End 48"	14.42	2.404	24.00	4.000	6	0.42			570	3,420
Corner 90° - Double Unit	19.11	6.369	-	-	3	0.16			1,140	3,420
Corner 45° - Double Unit	19.11	6.369	-	-	3	0.16			1,050	3,150

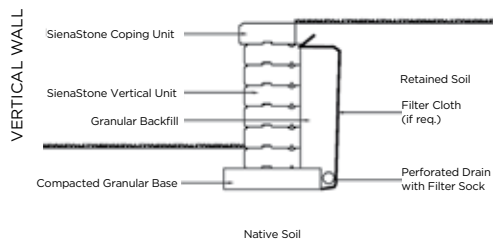
Notes: Only Closed-end Coping units are available in color. Closed-end coping is available rock faced on the end upon request. An additional cost applies to rock facing units and 48 hours notice for rock facing units is required. Colored closed-end coping units can be used to construct steps. *Siena Stone corners are sold as double units. One left and one right. Wall units are only stocked in Natural. Vertical units are also available. Automatic setback is 1" per row. (L & R = Left & Right) Engineering services are available; please contact your Unilock Territory Manager for further information.

Internal Use Only. SST ON

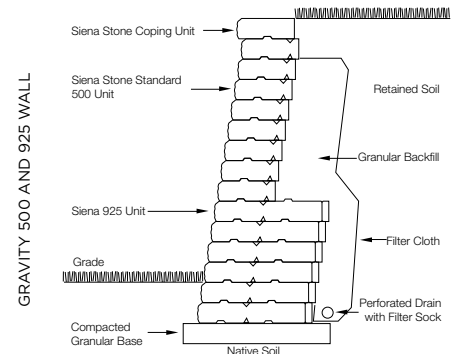


Cross sections are examples, and must not be used for construction.

Note:
Extra care must be taken when constructing vertical walls. Please contact Risi Stone Inc. for information on proper construction techniques.



Native Soil



Cross sections are examples, and must not be used for construction.



GRANITE BLEND
Wall Products Only



STANDARD 375
47¼ x 7 x 14¾"
120 x 18 x 37.5cm



CORNER UNIT 375
47¼ x 7 x 14¾"
120 x 18 x 37.5cm



COPING 383
47¼ x 7 x 15
120 x 18 x 38.3cm

See Page 39 for
coping pairs



48" STEP
47¼ x 7 x 20"
120 x 18 x 50cm



72" STEP
70¾ x 7 x 20"
180 x 18 x 50cm



LIGHT GREY



MIDNIGHT
CHARCOAL



TAN

Stones & Bundling	Face Feet Per		Linear Feet Per		Units Per		Per Bundle		Lbs Per	
	Bundle	Unit	Bundle	Unit	Bundle	Face Feet	Layers	Sections	Unit	Bundle
Gormley Manufacturing										
Coping	20.93	2.326	36.00	4.000	9	0.43			395	3,555
Corner Unit (double unit)	15.71	5.236	-	-	3	0.19			648	1,944
Step 48"	13.95	2.326	24.00	4.000	6	0.43			540	3,242
Step 72"	6.97	3.484	11.81	5.905	2	0.29			798	1,596
Wall Standard	20.93	2.326	36.00	4.000	9	0.43			394	3,546

Notes: 48" and 72" step 2 edge details on the same unit (Chamfer and Rounded). Siena Smooth corners are sold together as double units, one left and one right. Engineering services are available; please contact your Unilock Territory Manager for further information.

Internal Use Only. SSS ON

SONOMASTONE®



NATURAL


See Chart on
Page 39 for
coping pairs



STANDARD
47¼" x 7¼" x 14¾"
120cm x 18.5cm x 37.5cm



COPING
47¼" x 7¼" x 14¾"
120cm x 18.5cm x 37.5cm



TAPERED STANDARD
23¾" x 7¼" x 14¾"
59cm x 18.5cm x 37.5cm



TAPERED COPING
23¾" x 7¼" x 14¾"
59cm x 18.5cm x 37.5cm



CORNER
38¾" x 7¼" x 14¾"
97.5cm x 18.5cm x 37.5cm



DOUBLE*
47¼" x 7¼" x 29½"
120cm x 18.5cm x 75cm



Stones & Bundling	Face Feet Per		Linear Feet Per		Units Per		Per Bundle		Lbs Per	
	Bundle	Unit	Bundle	Unit	Bundle	Face Feet	Layers	Sections	Unit	Bundle
Gormley Manufacturing										
Standard	21.63	2.404	36.00	4.000	9	0.42			386	3,470
Tapered	21.15	1.175	34.80	1.933	18	0.85			196	3,525
Double Unit	14.42	4.808	3.00	1.000	3	0.21			1,158	3,473
Coping 48"	21.63	2.404	36.00	4.000	9	0.42			383	3,450
Coping Tapered 24"	10.50	1.167	17.40	1.933	9	0.86			180	1,620
Corner Unit (Double Unit)	15.63	5.208	-	-	3	0.19			716	2,148

Notes: Sonoma Clamp required for installation. Units can be installed three at a time for increased production. **SonomaStone corners are sold as double units, one left and one right. The Coping Unit has a smooth finish with a cornice detail. Tapered units will achieve a 14' radius. *Sonoma DBL Unit is sold together with a single unit. Automatic setback is 1½" per row. Contact your Unilock Territory Manager for further information.

Internal Use Only. SON ON

STACKSTONE®



GRANITE



MAHOGANY



NEVADA



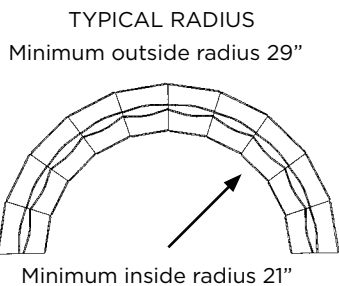
COPING
8" x 4" x 8"
20cm x 10cm x 20cm

See chart on Page 39 for coping pairs

Stones & Bundling	Face Feet Per		Linear Feet Per		Units Per		Per Bundle		Lbs Per	
	Bundle	Unit	Bundle	Unit	Bundle	Face Feet	Layers	Sections	Unit	Bundle
Gormley Manufacturing										
Coping			-	-	150			6	17	2,588

Notes: Sold in full bundles or sections only. Maximum height - 20" (under optimum conditions) including material below grade. Radius - minimum outside radius 29.5". All measurements are nominal. Contact your Unilock Territory Manager for further information.

Internal Use Only. STK ON



CIRCLE CHART

	FT	Full Circle # of Units	Half Circle # of Units	Quarter Circle # of Units
	2.5	23	12	7
	3	28	15	8
	4	38	20	10
OUTSIDE	5	47	24	13
RADIUS	6	56	29	15
	7	66	34	17
	8	75	38	20
	9	84	43	22
	10	94	48	24

Length of Wall Measured in Feet

Height	Courses	5'	10'	15'	20'	25'	30'
4"	1	9	18	27	36	45	54
8"	2	18	36	54	72	90	108
12"	3	27	54	81	108	135	162
16"	4	36	72	108	144	180	216
20"	5	45	90	135	180	225	270

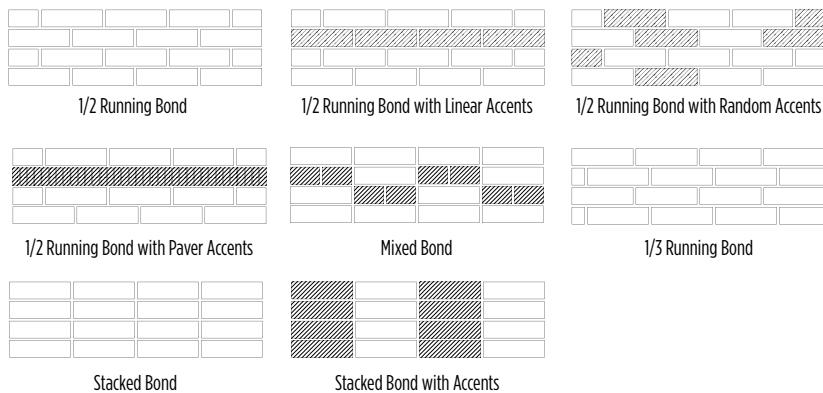


LOOK INSIDE!

U-Cara fascia panels hang easily on the patented Sure Track™ backer block.



U-Cara Fascia panels can be placed anywhere along the Sure Track Backer Block, allowing for a variety of patterns, color and texture combinations not possible with other systems.



UMBRIANO® FINISH - SMOOTH FINISH ONLY



FRENCH GREY UMBRIANO® FINISH MIDNIGHT SKY UMBRIANO FINISH SUMMER WHEAT UMBRIANO FINISH WINTER MARVEL UMBRIANO FINISH

SMOOTH FACE



TUSCANY SMOOTH FACE **NEW FOR 2019** ALMOND GROVE FUSION SMOOTH FACE GRANITE FUSION SMOOTH FACE OPAL BLEND SMOOTH FACE

PITCHED FACE



TUSCANY PITCHED FACE **NEW FOR 2019** ALMOND GROVE FUSION PITCHED FACE GRANITE FUSION PITCHED FACE OPAL BLEND PITCHED FACE BLACK GRANITE **NEW FOR 2019**

SERIES™ FINISH

SERIES FINISH
BLACK GRANITE
Available in 3" Panel only
Granite, Quartz & Marble surface materials



SURE TRACK STANDARD BACKER
6" x 8" x 6"
15cm x 20cm x 15cm



SURE TRACK LARGE BACKER
6" x 7" x 12"
15cm x 17.5cm x 30cm



U-GRIP™ BASE PAD
19" x 14" x 2"
48.2cm x 35.5cm x 5.5cm



SURE TRACK CORNER INSERT
L = 2" / 5cm



STANDARD FASCIA HALF PANEL
6" x 9¼" x 2¾"
15cm x 23.3cm x 6cm



CLOSED-END FASCIA PANEL
6" x 21" x 2¾"
15cm x 53cm x 6cm



STANDARD FASCIA PANEL
6" x 18½" x 2¾"
15cm x 46.6cm x 6cm



UNIVERSAL COPING
19" x 14" x 2¾"
48.2cm x 35.5cm x 7cm

See Chart on Page 39 for coping pairs.

CORNER BUNDLE

FASCIA (STANDARD, STANDARD HALF & CLOSED-END) AVAILABLE IN UMBRIANO, PITCHED OR SMOOTH FINISH

Stones & Bundling	Face Feet Per		Linear Feet Per		Units Per		Per Bundle		Lbs Per	
	Bundle	Unit	Bundle	Unit	Bundle	Face Feet	Layers	Sections	Unit	Bundle
Georgetown Manufacturing Umbriano / Pickering Manufacturing Smooth& Pitched / Gormley Manufacturing Sure Track Backers										
Sure Track Standard Backer	34.88	0.323	-	-	108	3.10			23	2,506
Sure Track Large Backer Corner	31.79	0.757	-	-	42	1.32			36	1,509
Sure Track Large Backer Wall	11.87	0.283	-	-	42	3.54			36	1,509
Standard Fascia Panel (Smooth) 3"	59.32	0.177	-	-	336	5.66			4	1,453
Standard Fascia Panel (Smooth) 6"	61.49	0.732	-	-	84	1.37			18	1,513
Standard Fascia Panel (Pitched) 6"	61.49	0.732	-	-	84	1.37			21	1,745
Corner Bundle (Smooth)	54.19				84				30	1,240
Closed-End Fascia Panel	38.94	0.927			42	1.08				
Half Fascia Panel	15.25	0.363			42	2.75				
Corner Bundle (Pitched)	54.19				84				33.69	1,415
Closed-End Fascia Panel	38.94	0.927			42	1.08				
Half Fascia Panel	15.25	0.363			42	2.75				
Universal Coping Bundle			75.90	1.581	48				57	2,747
U-GRIP Base Pad			85.39	1.581	54		9		46	2,500

Notes: Sold in full bundles only. Product is shipped on skids. All measurements are nominal. Contact your Unilock Territory Manager for further information.

BRUSSELS FULLNOSE™



LIMESTONE




SANDSTONE



SIERRA
While quantities last



MIDNIGHT CHARCOAL



STANDARD
6" x 12" x 2¾"
15cm x 30cm x 7cm



NON-ANTIQUED
6" x 12" x 2¾"
15cm x 30cm x 7cm

Stones & Bundling	Unit	LnFt Per				Per Bundle		Soldier LnFt Per			Sailor LnFt per			Units Per			Lbs Per		
	Thickness	Bundle	Layer	Section	Stone	Layers	Sections	SqFt	Section	Bundle	SqFt	Section	Bundle	SqFt	Section	Bundle	Layer	Section	Bundle
Ayr Manufacturing																			
Standard / Non-antiqued	2¾" (7cm)	96.00	12.00	24.00	0.500	8	4	1.016	23.6	94.5	-	-	-	2.00	48	192	355	710	2,841

Notes: All measurements are nominal. Contact your Unilock Territory Manager for further information.

Internal Use Only. BFN ON

UNIVERSAL COPING



TAN



LIGHT GREY



MIDNIGHT CHARCOAL



UNIVERSAL COPING
19" x 14" x 2¾"
48.2cm x 35.5cm x 7cm

Stones & Bundling	Face Feet Per		Linear Feet Per		Units Per		Per Bundle		Lbs Per	
	Bundle	Unit	Bundle	Unit	Bundle	Face Feet	Layers	Sections	Unit	Bundle
Pickering Manufacturing										
Universal Coping			75.90	1.581	48		8		57	2,747

Notes: Sold in full bundles only. Contact your Unilock Territory Manager for further information.

LEDGESTONE™ PILLAR CAP, COPING AND STEPS



BUFF



GREY

TECHNICAL ADVANTAGES

Reala™ Surface Technology

Ultra-realistic textures cast from natural stone, brick and historic cobblestones.

See Chart on Page 40 for step tread pairs.




FULLNOSE COPING
NEW FOR 2019
24" x 12" x 2³/₈"
61 cm x 30.5cm x 6cm



PILLAR CAP
24" x 24" x 3¹/₂"
61cm x 61cm x 9cm



PILLAR CAP
29" X 29" X 4"
74cm x 74cm x 10cm



COPING UNIT
12" x 24" x 2³/₄"
30.5cm x 61cm x 7cm



CLOSED END
COPING UNIT
12" x 24" x 2³/₄"
30.5cm x 61cm x 7cm



LARGE CLOSED-END
COPING
NEW FOR 2019
30 x 13.5 x 2³/₄"
122 x 61 x 7cm



LARGE COPING UNIT
NEW FOR 2019
30 x 13.5 x 2³/₄"
122 x 61 x 7cm



36" LEDGESTONE STEP
36" x 18" x 6"
91cm x 45cm x 15cm



48" LEDGESTONE STEP
48" x 24" x 6"
122cm x 61cm x 15cm



72" LEDGESTONE STEP
72" x 24" x 6"
183cm x 61cm x 15cm

Stones & Bundling	Face Feet Per		Linear Feet Per		Units Per		Per Bundle		Lbs Per	
	Bundle	Unit	Bundle	Unit	Bundle	Face Feet	Layers	Sections	Unit	Bundle
Coping & 24 x 24 Pillar Cap - Chicago Manufacturing, stocked in Ayr; Steps & 29 x 29 Pillar Cap - Georgetown Manufacturing										
Pillar Cap - 24" x 24"			-	-	5				159	795
Pillar Cap - 29" x 29"			-	-	5				302	1,510
Coping Closed-End 24"			24.00	2.000	12				66	796
Coping 24"			24.00	2.000	12				64	772
Fullnose Coping			32.00	2.000	16				42	667
Large Closed-End Coping			30	2.50	12				93	1,116
Large Coping			30	2.50	12				94	1,128
Step - 36" x 18"			9.00	3.000	3				327	982
Step - 48" x 24"			12.00	4.000	3				574	1,721
Step - 72" x 24"			18.00	6.000	3				860	2,581

Notes: **Ledgestone Steps are sold in full bundles and on a refundable skid/Ledgestone Coping and 24"x24" Pillar Caps are sold on a non-refundable skid.** When applying adhesive to a pillar cap or coping unit, scoring the underside of the unit may increase the bond. All sales of this product are final and non-refundable. All measurements are nominal. Contact your Unilock Territory Manager for further information.

Internal Use Only. LDG CH

U-GRIP™ BASE PAD








U-GRIP BASE PAD
19" x 14" x 2"
48.2cm x 35.5cm x 5.5cm
Available in Natural only





Stones & Bundling	Face Feet Per		Linear Feet Per		Units Per		Per Bundle		Lbs Per	
	Bundle	Unit	Bundle	Unit	Bundle	Face Feet	Layers	Sections	Unit	Bundle
Pickering Manufacturing										
U-Grip Base Pad			85.39	1.581	54		9		46	2,500

Contact your Unilock Territory Manager for further information.


COPING PAIRINGS

	 LEDGESTONE™ COPING	 UNIVERSAL COPING	 NATURAL STONE <small>NATURAL EDGE & FULLNOSE</small>	 BRUSSELS FULLNOSE™ <small>ANTIQUED & NON-ANTIQUED</small>	 PISAZ COPING® <small>24" & 12" LENGTHS</small>
ARCHITECTURES™	<input type="checkbox"/>	<input type="checkbox"/>	<input type="checkbox"/>	<input type="checkbox"/>	<input type="checkbox"/>
BRUSSELS DIMENSIONAL STONE®	<input type="checkbox"/>	<input type="checkbox"/>	<input type="checkbox"/>	<input type="checkbox"/>	<input type="checkbox"/>
LINEO® DIMENSIONAL STONE	<input type="checkbox"/>	<input type="checkbox"/>	<input type="checkbox"/>	<input type="checkbox"/>	<input type="checkbox"/>
RIVERCREST™ WALL	<input type="checkbox"/>	<input type="checkbox"/>	<input type="checkbox"/>	<input type="checkbox"/>	<input type="checkbox"/>
U-CARA™	<input type="checkbox"/>	<input type="checkbox"/>	<input type="checkbox"/>	<input type="checkbox"/>	<input type="checkbox"/>
PISAZ®	<input type="checkbox"/>	<input type="checkbox"/>	<input type="checkbox"/>	<input type="checkbox"/>	<input type="checkbox"/>
POOL	<input type="checkbox"/>	<input type="checkbox"/>	<input type="checkbox"/>	<input type="checkbox"/>	<input type="checkbox"/>

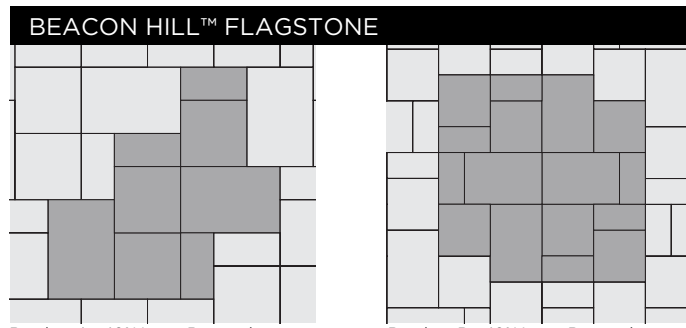
STEP TREAD PAIRINGS

	 LEDGESTONE™ STEPS 36", 48" & 72" LENGTHS	 NATURAL STONE STEPS	 SIENASTONE®	 SIENASTONE® SMOOTH
ARCHITECTURES™	●	●		●
BRUSSELS DIMENSIONAL STONE™	●	●		
LINEO™ DIMENSIONAL STONE	●	●		●
RIVERCREST™ WALL	●	●		
U-CARA™	●	●		●
SIENASTONE™	●	●	●	●

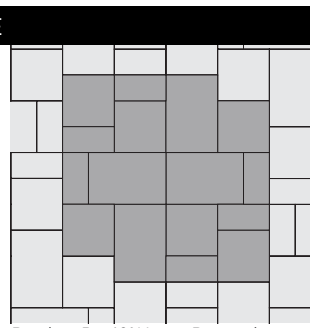
LAYING PATTERNS




Artline A



Random A - 40% Large Rectangle, 40% Square, 20% Small Rectangle

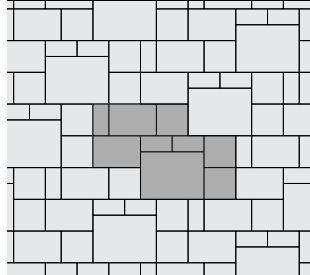


Random B - 40% Large Rectangle, 40% Square, 20% Small Rectangle




BHS A - 14% Sm. Rect., 28% Sq., 28% Lg Rect., 28% XL Rect.


BEACON HILL™ SMOOTH




BHS B - 14% Sm. Rect., 28% Sq., 28% Lg Rect., 28% XL Rect.



BHS C - 14% Sm. Rect., 28% Sq., 28% Lg Rect., 28% XL Rect. 20% Half

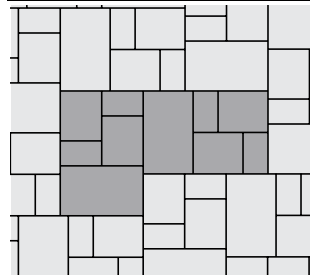


BHS D - 14% Sm. Rect., 28% Sq., 28% Lg Rect., 28% XL Rect.




BHS E - 12% Sm. Rect., 25% Sq., 25% Lg Rect., 25% XL Rect.


BRUSSELS BLOCK®



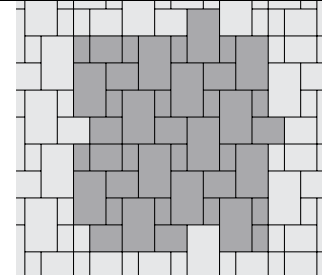
Brussels AF - 40% XL, 40% Standard, 20% Half



Brussels O - 33% Half Stone, 67% Standard

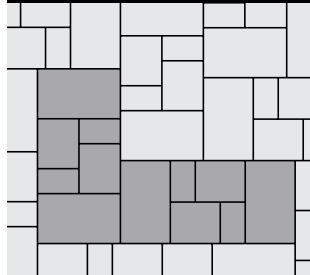


Brussels P - 67% Standard, 33% Half

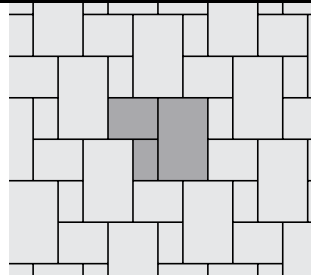


Brussels W - 18% Half Stone, 23% Standard, 59% XL

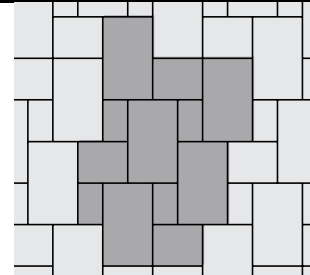
BBK continued



Brussels X - 57% XL, 29% Standard, 14% Half

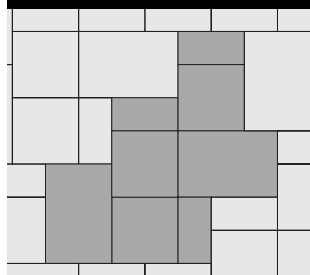


Brussels Y - 57% XL, 29% Standard, 14% Half

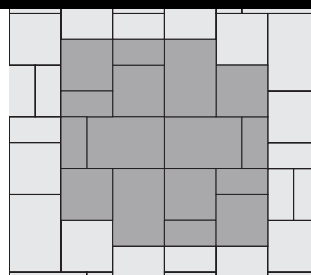


Brussels Z - 67% XL, 20% Standard, 13% Half

BRISTOL VALLEY™




Random A - 40% Large Rectangle, 40% Square, 20% Small Rectangle




Random B - 40% Large Rectangle, 40% Square, 20% Small Rectangle

COURTSTONE®




Crt A - 16% Square, 18% Sm. Rec., 19% Rec., 22% Lg. Rec., 25% XL Rec.


COPTHORNE®



Cophthorne A - 100% Standard




Cophthorne B - 100% Standard



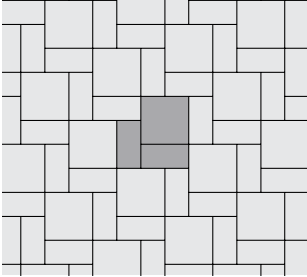
Cophthorne C - 100% Standard

GRANITO™




GTO A - Random Bundle


EUROPAVER®




Europaver B - 50% 12"x12", 50% 6"x12"



Europaver D - 54% 12"x12", 37% 6"x12", 9% 6"x6"




Europaver E - 80% 12"x12", 20% 6"x6"

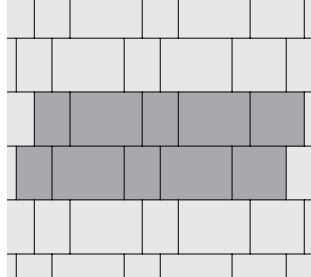


Europaver F - 67% 12"x12", 22% 6"x12", 11% 6"x6"


RICHCLIFF®




Richcliff A - 100% Random



Richcliff B - 100% Random




Richcliff C - 100% Random




Richcliff D - 100% Random

SENZO™




Senzo A - 67% Rectangle, 33% Square




Senzo B - 67% Rectangle, 33% Square

SERIES™




Random A - 40% Large Rectangle, 40% Square, 20% Small Rectangle




Random B - 40% Large Rectangle, 40% Square, 20% Small Rectangle

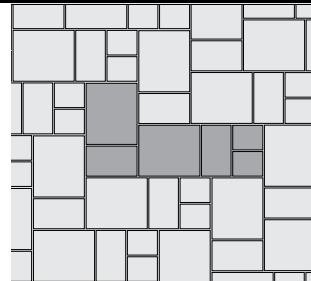
THORNBURY™



Thornbury A - 49% Large Rec., 34% Medium Rec., 17% Small Rec.

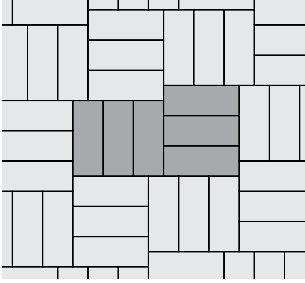


Thornbury B - 49% Large Rec., 34% Medium Rec., 17% Small Rec.




Thornbury C - 49% Large Rec., 34% Medium Rec., 17% Small Rec.


TOWN HALL®



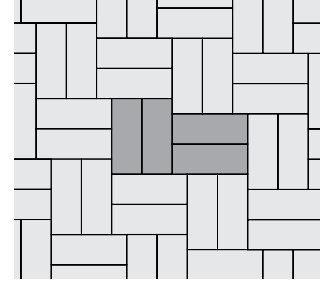
Town Hall A - 100% Standard



Town Hall B - 100% Standard

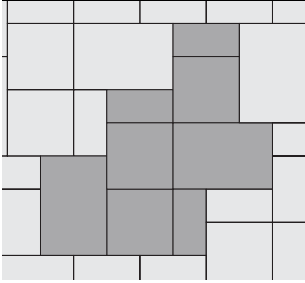


Town Hall C - 100% Standard

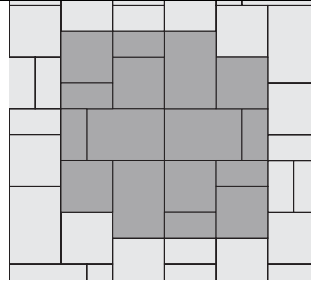


Town Hall D - 100% Standard


UMBRIANO®



Random A - 40% Large Rectangle,
40% Square, 20% Small Rectangle

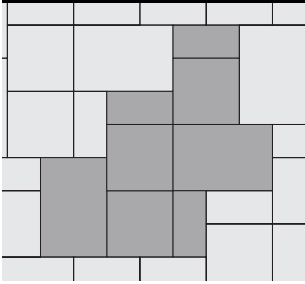


Random B - 40% Large Rectangle,
40% Square, 20% Small Rectangle

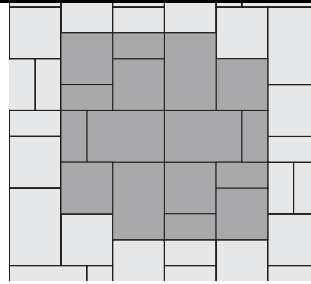


Umbriano 8 x 16 and 16 x 16

WINDERMERE™



Random A - 40% Large Rectangle,
40% Square, 20% Small Rectangle

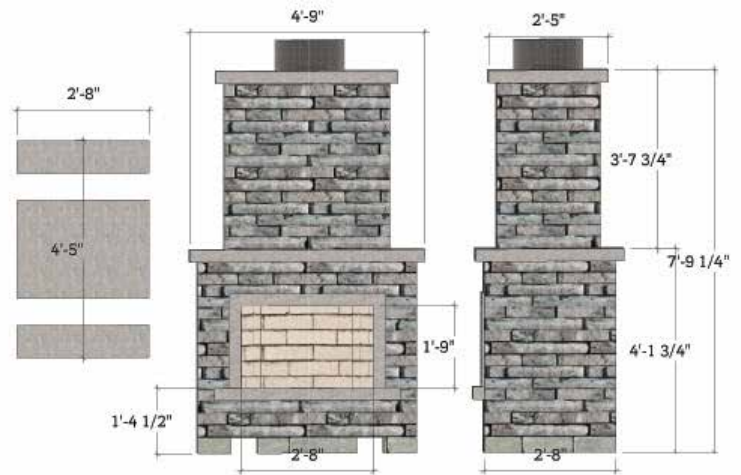


Random B - 40% Large Rectangle,
40% Square, 20% Small Rectangle

UNILOCK ELEMENTS

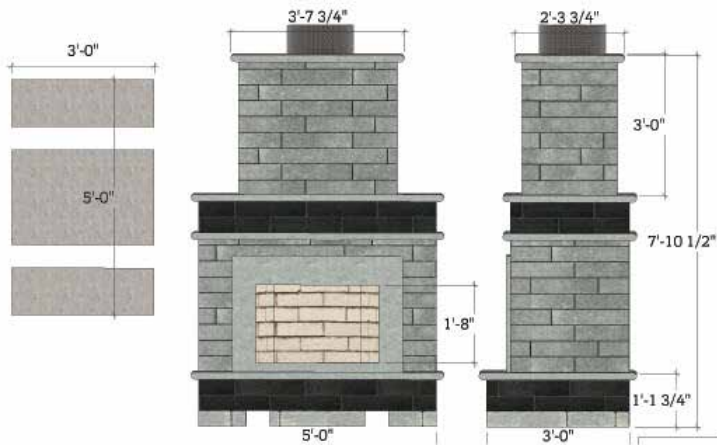


BELLA
SPECIAL ORDER
Rivercrest, Coastal Slate



The Bella pre-built fireplace is constructed from Rivercrest® Wall.

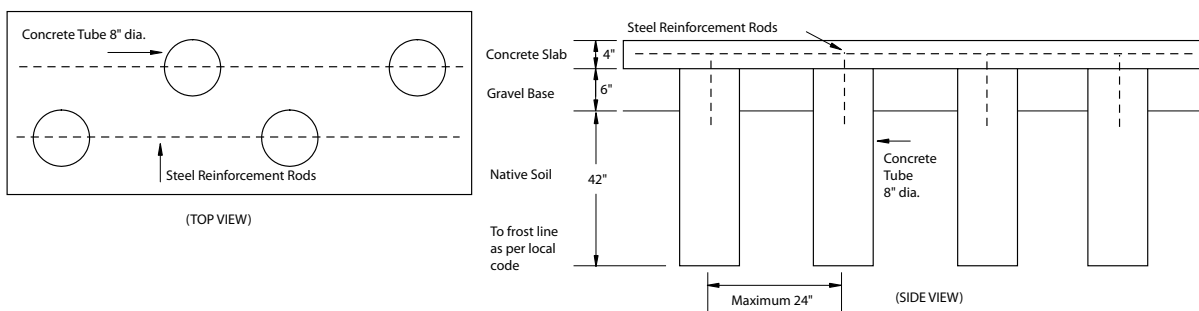
WOOD BURNING ONLY - MINIMUM 8 WEEK LEAD TIME



MODA
SPECIAL ORDER
Lineo™, Series™ - Granite,
Black Granite

The Moda pre-built fireplace is constructed from Lineo Dimensional Stone and Series accent.

Typical Cross Section for Concrete Pad Installation



Guarantee: The standard Unilock guarantee applies to the units used to construct Unilock Elements. (See Unilock literature for details.) Third party grills and fireboxes carry their respective manufacturer's warranty and may change without notice.

Note: Unilock reserves the right to change model designs, accessories and colors without notice. Unilock will not be responsible for improper use or handling that results in property damage. Some models may not be exactly as shown. Fireplaces come complete with UL-approved stainless steel fireboxes. Check local building codes and regulations prior to ordering and installing Unilock Elements.

UNILOCK ELEMENTS

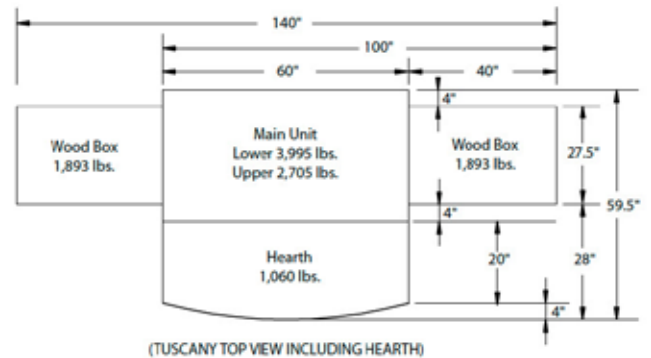
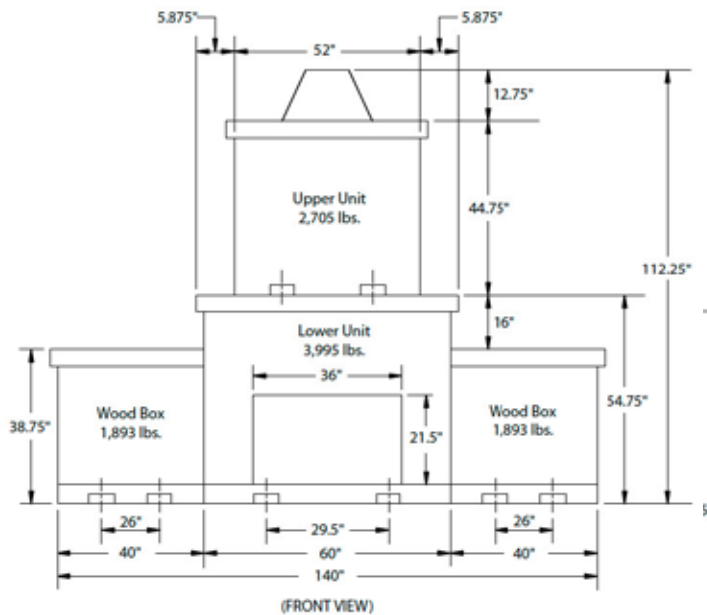
WOOD BURNING ONLY
MINIMUM 8 WEEK LEAD TIME



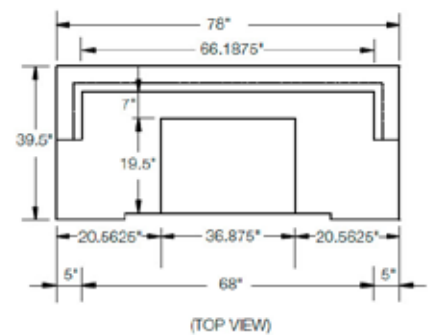
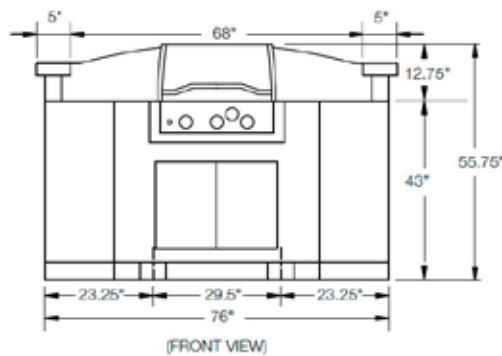
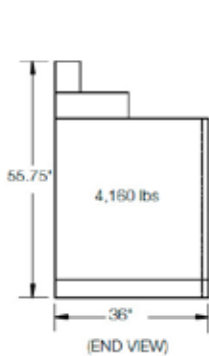
TUSCANY
SPECIAL ORDER
Dimensional, Copthorne - Sandstone, with Copthorne 3 color blend accent

Tuscany Fireplace

The Tuscany pre-built fireplace is constructed from Brussels Dimensional Stone® and Copthorne® accents.



Tuscany Grill Island



RIVERCREST® FIRE PIT



16" HEIGHT WITH COPING



COASTAL SLATE

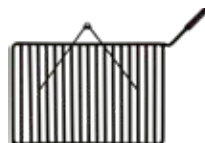


BUFF



FIRE PIT GRILL

Fire pit grill is included and fits securely into the firepit.



24" SWING AWAY GRILL



ACCESSORY POST WITH COLLAR

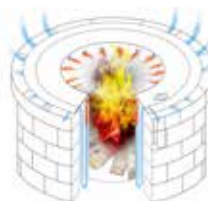


KETTLE WINCH

UNILOCK REDUCED SMOKE INSERT

AVAILABLE FOR BOTH RIVERCREST AND SUNSET FIRE PIT KITS

Smokeless pit comes with post and grill



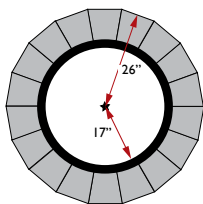
ZENTRO TECHNOLOGY FIRE PIT INSERT

SUNSET FIRE PITS

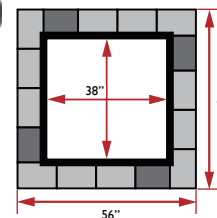
Round and Square Fire Pits are available in Brussels Dimensional Stone® colors: Desert Sand, Sandstone and Mahogany Ash.



Round
(shown in Mahogany Ash)



Square
(shown in Mahogany Ash)



DESERT SAND



MAHOGANY ASH



SANDSTONE



FIRE PIT GRILL

This grill fits securely into either the round or square fire pit. The swiveling grill surface is 14" x 18".

Stones & Bundling	Stones per Course	Stones per Pallet	Diameter Outside of Stone	Diameter Inside of Stone	Diameter Pit Insert	Lbs/Pallet	Kits/Bundle
Sunset - Ayr Manufacturing/Rivercrest - Georgetown Manufacturing							
Sunset/Brussels Dimensional Stone							
Round Fire Pit	18	54	52"	36"	34"	1145	1
Square Fire Pit	16	48	56"	40"	38"	1545	1
Rivercrest							
Round Fire Pit	4	12	54"	36"	-	1512	1

HARDSCAPE ACCESSORIES

CLEANERS

PAVER CLEANERS



UNICARE NATURAL STONE ACID CLEAN **NEW!** 1L and 5L

Removal of:

- Cement Staining
- Efflorescence
- Iron Oxide (Rust)
- Cement mortar
- Grout

Note: Never use hydrochloric or sulphuric acid based products. **ONLY FOR ACID RESISTANT NATURAL STONE.** Carefully read all instructions and safety information on product label prior to application. For additional safety information, see MSDS. Coverage: 10-50 M²/L depending on dilution.



UNICARE NATURAL POWER CLEAN **NEW!** 1L and 5L

Removal of:

- Oil & Grease
- Food Stains
- General Dirt & Mud
- Light cement contamination (on acid sensitive surfaces)
- Sap & certain plant stains

Note: Carefully read all instructions and safety information on product label prior to application. For additional safety information, see MSDS. For Natural Stone only. Coverage: 10-32 M²/L depending on dilution.



UNICARE BIOCLEAN **NEW!** 1L and 5L

Removal of:

- Black spot algae
- Green algae
- Plant stains from leaves, wood, trees, berries & flowers
- Organic staining from bark & compost
- Colored stains from food spillages, tea, coffee and wine

Note: Carefully read all instructions and safety information on product label prior to application. For additional safety information, see MSDS. For Natural Stone only. Coverage: 4-8 M²/L depending on dilution.



GATOR CLEAN PAVER SHAMPOO

Gator Clean Shampoo removes ground-in dirt from the surface of concrete pavers and natural stones. It will make the pavers, patio slabs, walls & natural stones look clean and vibrant. Applying Gator Clean Shampoo before a sealer application will assure you of a deeper penetration into the cleaned surface. 1 gal. covers up to 375 sq. ft. Coverage will depend on joint width and surface porosity. Available in 1 gal. & 5 gal.; 4 units of 1 gal./case, 24 cases/pallet; 48 units of 5 gal./pallet.

Note: Carefully read all instructions and safety information on product label prior to application. For additional safety information, see MSDS.



GATOR CLEAN EFFLORESCENCE & SLURRY REMOVER

Gator Efflorescence Cleaner will remove any efflorescence stains trapped in the concrete pavers and natural stone pores. It will make the pavers look more clean and vibrant without discoloring or damaging the paver surface. This efflorescence cleaning is a necessary step before a sealer is applied. The sealer will be able to get a deeper penetration into the now-clean pores. Approximate coverage (diluted) is 200 sq. ft. Available in 1 gal. & 5 gal.; 4 units of 1 gal./case, 24 cases/pallet; 48 units of 5 gal./pallet.

* ALWAYS DILUTE. ALWAYS TEST. Product can discolor pavers. Read directions carefully.

Note: Carefully read all instructions and safety information on product label prior to application. For additional safety information, see MSDS.

SEALERS & ADHESIVE



UNICARE NATURAL STONE MATTE SEALER **NEW!** 1L and 5L

For Porous Stones - Natural Stone only

- No change of color
- No surface coating, sheen or shine at all
- Riven Sandstone & Smooth Sandstone

Note: Carefully read all instructions and safety information on product label prior to application. For additional safety information, see MSDS. Coverage: 6 M²/L depending on dilution.

CAREFULLY READ ALL INSTRUCTIONS AND SAFETY INFORMATION ON PRODUCT LABEL PRIOR TO APPLICATION. SEE MSDS FOR FURTHER INFORMATION.

SEALERS & ADHESIVE

WATER-BASED SEALERS



UNICARE NATURAL STONE COLOUR ENHANCER SEALER

NEW!

1L and 5L

Color Enhancement For Porous Stones (for Natural Stone only)

- No surface coating, sheen or shine
 - Breathable
 - Lasts several years
 - Easy to apply
- Note: Carefully read all instructions and safety information on product label prior to application. For additional safety information, see MSDS. Coverage: 6 M²/L depending on dilution.



GATOR NATURAL STONE FINISH + COLOR ENHANCER - ZERO GLOSS

Gator Seal for Natural Stone is made of silicone based polymers. This sealer penetrates deep into the natural stone thus reducing the oil and dirt penetration, as well as protecting them from the corrosion of de-icing salt. Approximate coverage 200 - 400 sq. ft. per gallon, depending on stone porosity and other factors. Available in 1 gal. & 5 gal.; 4 units of 1 gal./case, 24 cases/pallet; 48 units of 5 gal./pallet.

Note: Carefully read all instructions and safety information on product label prior to application. For additional safety information, see MSDS.



GATOR WET CAST NATURAL LOOK FINISH - ZERO GLOSS

Gator Wet Cast Natural Look Finish - Zero Gloss is made from fluorochemical polymers. This sealer penetrates deep into the Wet Cast products thus reducing the oil and dirt penetration, as well as protecting them from the corrosion of de-icing salt. Water-based, this protector does not release unpleasant fumes, and is environmentally friendly. Approximate coverage 175 sq ft per gallon. Available in 1 gal. & 5 gal.; 4 units of 1 gal./case, 24 cases/pallet; 48 units of 5 gal./pallet.

Note: Carefully read all instructions and safety information on product label prior to application. For additional safety information, see MSDS.

SOLVENT-BASED SEALER



WET-CAST SOLVENT LOW GLOSS WITH COLOUR ENHANCER

Gator Seal is a low gloss color enhancer for Wet Cast products is made from acrylic-based polymers. It penetrates deep into the Wet Cast products, thus reducing the oil and dirt penetration, as well as protecting them from the corrosion of de-icing salt. Specifically formulated to be used on unsealed surfaces only. Approximate coverage is 175 sq. ft. Available in 1 gal. & 5 gal.; 4 units of 1 gal./case, 24 cases/pallet; 48 units of 5 gal./pallet. Note: Carefully read all instructions and safety information on product label prior to application. For additional safety information, see MSDS. For outdoor use only.

ADHESIVE



GATOR BLOCK POLYURETHANE XP XTRA PERFORMANCE ADHESIVE

Gator Block XP Adhesive is one of the strongest polyurethane adhesives on the market. It is especially formulated for bonding concrete, natural stones, blocks, bricks and pavers. It is intended to provide a permanent bond to approved materials and can be used on dry or humid surfaces. Approximate coverage 31 ft per 10oz. / 86 ft per 28oz.; 12 units/case in box sizes.

COLOR YOUR WORLD!

SEALER CHART



Product Name	Hybrid Zero Gloss	Hybrid Low Gloss	Hybrid High Gloss	Hybrid Low Gloss +COLOR ENHANCER	Hybrid High Gloss +COLOR ENHANCER	Wet Look High Gloss	Satin Look Low Gloss	Resealer
Formulation	Water-Based	Water-Based	Water-Based	Water-Based	Water-Based	Solvent-Based	Solvent-Based	Solvent-Based
Finish	Zero Gloss	Low Gloss	High Gloss	Low Gloss	High Gloss	High Gloss	Low Gloss	Rejuvenates existing sealed surface
Color Enhancer	None	None	None	Vibrant	Vibrant	Vibrant	Subtle	Rejuvenates existing sealed surface
Joint Stabilizer	✓	✓	✓	✓	✓	✓	✓	
Film-Former	✓	✓	✓	✓	✓	✓	✓	
Damp Surface	✓	✓	✓	✓	✓			
Rain-Safe After	24 hours	24 hours	24 hours	24 hours	24 hours	90 minutes	90 minutes	90 minutes
Dry Cast Concrete Paver	✓	✓	✓	✓	✓	✓	✓	✓
Wet Cast								
Natural Stone								
Masonry								

All products are SCAQMD compliant.



Signature

SERIES



Product Name	Wet Cast Natural Look Finish, Zero Gloss	Wet Cast Low Gloss +COLOR ENHANCER	Natural Stone Zero Gloss +COLOR ENHANCER	Natural Look Natural Look Finish, Zero Gloss MULTI-PURPOSE
Formulation	Water-Based	Solvent-Based	Water-Based	Water-Based
Finish	Zero Gloss	Low Gloss	Zero Gloss	Zero Gloss
Color Enhancer	None	Subtle	Vibrant	None
Joint Stabilizer		✓		
Film-Former		✓		
Damp Surface	✓			✓
Rain-Safe After	24 hours	90 minutes	24 hours	24 hours
Dry Cast Concrete Paver				✓
Wet Cast	✓	✓		
Natural Stone			✓	✓
Masonry				✓

All products are SCAQMD compliant.

SANDS



UNILOCK KILN-DRIED REGULAR SWEEPING SAND

Kiln dried and angular shaped in order to flow easily and stay in place.
66 lb/ bag 50 Bags/Skid



EUROSTONE BOND - THE COURTSTONE® SAND

FEATURES: Great for cobblestone and natural stone joints up to 1.5". Sets at above 32 F (0 C). Fast setting: Drainage base systems, min. 1 hr. without rain. Non-drainage base systems, min. of 24 hrs. without rain. More rigid and water resistant. Helps prevent weed sprouting, damages caused by insects and erosion due to climatic conditions. In vehicular application stone must interlock or lay in a concrete bed. Beige, Grey, Black and Ivory.
Packaging: 50 lbs (22.7 kg)
56 units per pallet
Pallets can be stored outside if covered.



GATOR AQUA ROCK - FOR PERMEABLE PAVERS

FEATURES: For Residential and Commercial applications. For permeable paver joints. It's ideal for driveways, parking lots, walkways, drainage applications, bedding and jointing material and many more scenarios. Helps prevent erosion due to climatic conditions. Use as bedding and jointing material. Graded to meet ASTM No. 9. High strength granite stone for long-term use. Helps collect roof and surface water run-off. Reduction of storm water rate. Long-term high infiltration performance.
Packaging 50lb bags / 22.7 kg bags
56 units per pallet



GATOR TILE SAND - FOR PORCELAIN TILE

FEATURES: For outdoor porcelain tile joints in Gator Tile Systems. Fast setting: drainage base 1 hr. Sets above 32 F. Ideal for use with porcelain tile installations. 15 year warranty if used with the Gator Tile Systems. Helps prevent weed sprouting, damages caused by insects, erosion due to climatic conditions. Beige, Grey, Black and Ivory.
Packaging 35lb bags / 15.9 kg bags
40 units per package
Pallets can be stored outside if covered.



GATOR DUST

FEATURES: For Residential applications. For natural stone joints 1/2" to 6". It's ideal for pedestrian patios, walkways, pool decks and many more scenarios. Sets above 59 F (15 C). Fast setting min. 24 hrs without rain. Pedestrian application only. Helps prevent weed sprouting, damages caused by insects, erosion due to climatic conditions. Beige and Grey
Packaging 50lb bags / 22.7 kg bags / 70 units per pallet
Pallets can be stored outside if covered.



GATOR SUPER SAND - FOR JOINTS UP TO 1" MAXIMUM

Super Sand is a unique mixture of polymer binders and calibrated sand available in Beige and Grey. The installation of Supersand Bond is almost identical to using regular paver joint sand except for the application of water. Once Supersand Bond sets, it becomes very firm and locks between the paver joints while still retaining flexibility and providing a long lasting, durable jointing material. Supersand Bond is recommended for a variety of uses including pool decks, patios, footpaths, driveways, parking spaces, pavements etc. Setting time - 1 hour; sets above 32° F/0° C.

Approximate Coverage: 60 - 85 sq ft per 50 lb. bag. Available in 50 lb. bags/70 bags/pallet.

Note: Extra care must be exercised when using on Copthorne®, Courtstone®, Richcliff®, Town Hall® and Umbriano® products and is not suitable for use with Il Campo®, Series™ and Unigranite®.



GATOR MAXX SAND - FOR JOINTS UP TO 2" MAXIMUM

Gator Maxx Sand is a unique mixture of polymer binders and calibrated sand available in Beige and Grey. The installation of Gator Maxx Sand is almost identical to using regular paver joint sand except for the application of water. Once Gator Maxx Sand sets, it becomes very firm and locks between the paver joints while still retaining flexibility and providing a long lasting, durable jointing material. Gator Maxx Sand is recommended for a variety of uses including pool decks, patios, footpaths, driveways, parking spaces, pavements etc. Setting time - 15 minutes; sets above 32° F/0° C.

Approximate Coverage: 60 - 85 sq ft per 50 lb. bag. Available in 50 lb. bags/70 bags/pallet.

Note: Extra care must be exercised when using on Copthorne®, Courtstone®, Richcliff®, Town Hall® and Umbriano® products and is not suitable for use with Il Campo®, Series™ and Unigranite®.

SANDS

NEW SAND



GATOR G2 Super Sand (Intelligent Polymeric Sand) - FOR JOINTS UP TO 2" MAXIMUM

FEATURES: Setting time - 15 minutes; sets above 32° F/0° C, can be applied even if rain is expected (min. 1 hr.)
Dust free and haze free. No blower is needed, requires only one watering.

Two colors - Beige and Grey
Packaging 50lb bags / 22.7kg bags; 70 bags/skid

IDEAL FOR:

- Residential applications
- Concrete paver, wet cast products
- Sloping areas, pool surroundings, patios, walkways, driveways and more



NEW SAND



GATOR G2 Maxx Sand (Intelligent Polymeric Sand) - FOR JOINTS UP TO 4" MAXIMUM

FEATURES: Setting time - 15 minutes; sets above 32° F/0° C, can be applied even if rain is expected (min. 1 hr.)
Dust free and haze free. No blower is needed, requires only one watering.

Four colors - Beige, Grey, Black and Ivory.
Packaging - 50lb bags / 22.7 kg bags; 70 bags/skid

IDEAL FOR:

- Residential & Commercial applications
- Concrete paver, wet cast products
- Sloping areas, pool surroundings, patios, walkways, driveways and more



Sands	Unicare® Standard Jointing Sand	Eurostone Bond Sand	Gator Super Sand	Gator Maxx Sand	Gator G2 Supersand	Gator G2 Maxx
PAVERS \ FEATURES	For joints up to 1/8" May be sealed. Tan color Non-binding sand	For joints up to 1.5" May be sealed. Black, Grey, Tan & Ivory color Non-binding sand	For joints up to 1" May be sealed. Available in Beige & Grey	For joints up to 2" May be sealed. Available in Beige & Grey	For joints up to 2" May be sealed. Available in Beige & Grey	For joints up to 4" May be sealed. Beige, Black, Ivory & Slate Grey
Copthorne®	✓		✓+	✓+	✓	✓
Courtstone®	✓	For vehicular applications → ✓+	✓+	✓+	For non-vehicular applications → ✓+	✓+
Il Campo®	✓		✓+	✓+	✓	✓
Richcliff®	✓		✓+	✓+	✓	✓
Series™	✓		✓+	✓+	✓	✓
Town Hall®	✓		✓+	✓+	✓	✓
Umbriano®	✓		✓+	✓+	✓	✓
Unigranite®	✓		✓+	✓+	✓	✓
Tumbled Pavers	✓		✓	✓	✓	✓
Standard & Endura Pavers	✓		✓	✓	✓	✓

N/R - Not Recommended ✓+ - Recommended with Extra Care (contact your Territory Manager for more information)

✓* - These pavers have a very narrow or slightly angled edge (chamfer) limiting sand penetration in the joint and causing possible weak bonding areas. The life cycle performance could be affected.

IMPORTANT NOTICE

Unilock Polymeric Jointing Sand, cleaners and sealers, must always be applied by a trained and experienced professional. Contact your Unilock Territory Manager for training and the most up-to-date best practices.

NOTICE: Unilock does not accept any responsibility for damage to the surface caused by the improper application and use of Unilock polymeric sand, sealers or cleaners. Unilock will not accept responsibility for alternate suppliers of polymeric sand, jointing sand, cleaners and sealers.

1. **EXTRA CARE** must be exercised when using Polymeric Sand on the following products:

EnduraColor® Courtstone® Copthorne® Richcliff® Town Hall® Umbriano®

Unilock's Polymeric Jointing Sand can be used on these products but the fine polymers and binders in Unilock Polymeric Jointing Sand have a natural tendency to adhere to the surface and therefore extra diligence must be taken to pre-clean the surface prior to "wetting the sand in" and squeegee off the surface post application. Failure to do so will result in a "whitish haze" on the surface that is difficult to remove.

2. **IMPORTANT COMPACTION NOTICE:** Always pre-compact the pavers WITHOUT SAND IN THE JOINTS. This will facilitate proper leveling. Polymeric sand can then be swept into the joints. *Always use a compactor with a protective membrane attached to the bottom of the plate.*

ACCESSORIES

GATOR BASE



FEATURES: For Pedestrian use only. Replaces concrete foundations and is used to replace 6" of crushed stone. The interlocking panels distribute all dynamic and static loads to a very wide area, practically eliminating any pressure on the ground.

GATOR Base is a unique evolution in base technology. Evacuates water through channels along a 1 slope. Manufactured using lightweight high-density polypropylene. Environmentally friendly and 100% recyclable. Extremely durable, will not degrade in the ground. Designed with LOCK-N-GO tongue and groove system. Packaging: 10 units per pack, 12 packs per box, 120 units per pallet

GATOR SPACER



FEATURES: Provides uniform spacing and unparalleled horizontal and vertical stability to the system. GATOR Block Bond XP penetrates into the rivet holes, adhering the Porcelain tile to the GATOR Spacer, then hardens. This allows the tile to minimize any horizontal or vertical movements.

Available in 3 sizes: Joint widths of 1/8", 3/16" & 1/4"
Packaging: 50 units per pack, 12 packs per box, 144 units per pallet

GATOR BASE SCREWS



FEATURES: Fastening Gator Edge with the Gator Base Screw through the Gator Base reinforces the outside perimeter, creating a strong lateral support. Gator Base Screws are a required component on any Gator Base install.

When using any of the Gator edging on the Gator Base, they must be fastened with Gator Screws only. Packaging: 50 units per pack, 20 packs per box

GATOR EDGE RIGID & FLEX



Gator Edge Products are easy to use and quick to install. An excellence choice, it offers great lateral support and makes definition easier for alleys, driveways or sidewalks. They are made with 100% polypropylene or polyethylene for strength and flexibility.

Packaging: 24 pcs/skid, 28 bdl/skid, 1 skid = 5,376 lin.ft.

PAVERSAVER UNI MAT



PAVERSAVER UNI MAT

Universal Design - for use on most compactors

The PaverSaver Uni Mat is made out of a specially formulated urethane rubber. This material is soft enough to protect the paver surface and hard enough to minimally affect travel speed. The universal sizing fits most compactor plates and easily attaches and detaches from the compactor.

MISCELLANEOUS ACCESSORIES

RETAINING WALL ACCESSORIES	Unit Dimensions	Package Size
Stratagrid SG200	Roll: 6' x 300'	-
Stratagrid SG500	Roll: 6' x 300'	-
Filter Fabric	Roll: 12.5' x 360'	-

EDGE RESTRAINTS	Unit Dimensions	Package Size
GATOR/ SNAPEDGE	8' length	24 pcs/ bdl 28 bdl/skid
PERMEDGE	8' length	24 pcs/ bdl (Special 28 bdl/skid Order)
10" Spikes (Bright)	10" spiral spike	50lbs. per box (approx 250)

BEDDING MATERIALS CHART (APPROXIMATE IMPERIAL TONS)

Bedding Course												
Square Feet	1"	2"	3"	4"	5"	6"	7"	8"	9"	10"	11"	12"
50	0.3	0.5	0.8	1.0	1.3	1.5	1.8	2.0	2.3	2.5	2.8	3.0
100	0.5	1.0	1.5	2.0	2.5	3.0	3.5	4.0	4.5	5.0	5.5	6.0
150	0.8	1.5	2.3	3.0	3.8	4.5	5.3	6.0	6.8	7.5	8.3	9.0
200	1.0	2.0	3.0	4.0	5.0	6.0	7.0	8.0	9.0	10.0	11.0	12.0
250	1.3	2.5	3.8	5.0	6.3	7.5	8.8	10.0	11.36	12.5	13.8	15.0
300	1.5	3.0	4.5	6.0	7.5	9.0	10.5	12.0	13.5	15.0	16.5	18.0
350	1.8	3.5	5.3	7.0	8.8	10.5	12.3	14.0	15.8	17.5	19.3	21.0
400	2.0	4.0	6.0	8.0	10.0	12.0	14.0	16.0	18.0	20.2	22.0	24.0
450	2.3	4.5	6.8	9.8	11.3	13.5	15.8	18.0	20.3	22.5	24.8	27.0
500	2.5	5.0	7.5	10.0	12.5	15.0	17.5	20.0	22.5	25.0	27.5	30.0
550	2.8	5.5	8.3	11.0	13.8	16.5	19.3	22.0	24.8	27.5	30.3	33.0
600	3.0	6.0	9.0	12.0	15.0	18.0	21.0	24.0	27.0	30.0	33.0	36.0
650	3.3	6.5	9.8	13.0	16.3	19.5	22.8	26.0	29.3	32.5	35.8	39.0
700	3.5	7.0	10.5	14.0	17.5	21.0	24.5	28.0	31.5	35.0	38.5	42.0
750	3.8	7.5	11.36	15.0	18.8	22.5	26.3	30.0	33.8	37.5	41.3	45.0
800	4.0	8.0	12.0	16.0	20.0	24.0	28.0	32.0	36.0	40.0	44.0	48.0
850	4.3	8.5	12.8	17.0	21.3	25.5	29.8	34.0	38.3	42.5	46.8	51.0
900	4.5	9.0	13.5	18.0	22.5	27.0	31.5	36.0	40.5	45.0	49.5	54.0
950	4.8	9.5	14.3	19.0	23.8	28.5	33.3	38.0	42.8	47.5	52.3	57.0
1000	5.0	10.0	15.0	20.0	25.0	30.0	35.0	40.0	45.0	50.0	55.0	60.0

Actual volume may vary due to type of materials, moisture content, and compaction. Calculation charts and formulas are provided as a service by Unilock for estimating material requirements. Unilock will not be held responsible in any way for resulting product overage or shortage.

BASE DEPTH CHARTS (CUBIC YARDS)

Bedding Course												
Square Feet	1"	2"	3"	4"	5"	6"	7"	8"	9"	10"	11"	12"
50	0.2	0.3	0.5	0.6	0.8	0.9	1.1	1.2	1.4	1.5	1.7	1.9
100	0.3	0.6	0.9	1.2	1.5	1.9	2.2	2.5	2.8	3.1	3.4	3.7
150	0.5	0.9	1.4	1.9	2.3	2.8	3.2	3.7	4.2	4.6	5.1	5.6
200	0.6	1.2	1.9	2.5	3.1	3.7	4.3	4.9	5.6	6.2	6.8	7.4
250	0.8	1.5	2.3	3.1	3.9	4.6	5.4	6.2	6.9	7.7	8.5	9.3
300	0.9	1.9	2.8	3.7	4.6	5.6	6.5	7.4	8.3	9.3	10.2	11.1
350	1.1	2.2	3.2	4.3	5.4	6.5	7.6	8.6	9.7	10.8	11.9	13.0
400	1.2	2.5	3.7	4.9	6.2	7.4	8.6	9.9	11.1	12.3	13.6	14.8
450	1.4	2.8	4.2	5.6	6.9	8.3	9.7	11.1	12.5	13.9	15.3	16.7
500	1.5	3.1	4.6	6.2	7.7	9.3	10.8	12.3	13.9	15.4	17.0	18.5
550	1.7	3.4	5.1	6.8	8.5	10.2	11.9	13.6	15.3	17.0	18.7	20.4
600	1.9	3.7	5.6	7.4	9.3	11.1	13.0	14.8	16.7	18.5	20.4	22.2
650	2.0	4.0	6.0	8.0	10.0	12.0	14.0	16.0	18.1	20.1	22.1	24.1
700	2.2	4.3	6.5	8.6	10.8	13.0	15.1	17.3	19.4	21.6	23.8	25.9
750	2.3	4.6	6.9	9.3	11.6	13.9	16.2	18.5	20.8	23.1	25.5	27.8
800	2.5	4.9	7.4	9.9	12.3	14.8	17.3	19.8	22.2	24.7	27.2	29.6
850	2.6	5.2	7.9	10.5	13.1	15.7	18.4	21.0	23.6	26.2	28.9	31.5
900	2.8	5.6	8.3	11.1	13.9	16.7	19.4	22.2	25.0	27.8	30.6	33.3
950	2.9	5.9	8.8	11.7	14.7	17.6	20.5	23.5	26.4	29.3	32.3	35.2
1000	3.1	6.2	9.3	12.3	15.4	18.5	21.6	24.7	27.8	30.9	34.0	37.0

Actual volume may vary due to type of materials, moisture content, and compaction. Calculation charts and formulas are provided as a service by Unilock for estimating material requirements. Unilock will not be held responsible in any way for resulting product overage or shortage.

CALCULATIONS

AREA OF A CIRCLE

Radius (in.)	18	21	24	27	30	33	36	39	42	45	48	51	54	57
Radius (ft.)	1.50	1.75	2.00	2.25	2.50	2.75	3.00	3.25	3.50	3.75	4.00	4.235	4.50	4.75
Square Feet	7.07	9.62	12.56	15.90	19.63	23.75	28.26	33.17	38.47	44.16	50.24	56.72	63.59	70.85
Circumference (in.)	113.04	131.88	150.72	169.56	188.40	207.24	226.08	244.92	263.76	282.60	301.44	320.28	339.12	357.96
Circumference (Ft.)	9.42	10.99	12.56	14.13	15.70	17.27	18.84	20.41	21.98	23.55	25.12	26.69	28.26	29.83

Area of a circle = 3.14 x Radius x Radius

Circumference = 6.28 x Radius

AREA CONVERSION CHART

Square Feet	1	2	3	4	5	6	7	8	9	10	11	12	13	14
Square Meter	0.09	0.19	0.28	0.39	0.46	0.56	0.65	0.74	0.84	0.93	1.02	1.11	1.21	1.30
Square Meter	1	2	3	4	5	6	7	8	9	10	11	12	13	14
Square Feet	10.76	21.53	32.29	43.06	53.82	64.58	75.35	86.11	96.88	107.64	118.40	129.17	139.93	150.69
Cubic Yard	1	2	3	4	5	6	7	8	9	10	11	12	13	14
Cubic Feet	27	54	81	108	135	162	189	216	243	270	297	324	351	378

Area Square = Length x Width

Area Triangle = 1/2 Base x Height

Calculation charts and formulas are provided as a service by Unilock for estimating material requirements. Unilock will not be held responsible in any way for resulting product overage or shortage.

SEALER BEST PRACTICES

- The paver surface should be **clean** and free from oil, dirt, dust and any loose material. This ensures a uniform result and allows the sealer to better penetrate the surface.
- The pavers should be **free of any visible efflorescence**.
- If pavers have been sealed before, make sure to reseat with compatible product.
- **Surface must be dry** (48 hours without precipitation) and warm to the touch (morning).
- Joint sand must also be dry.
- Make sure lawn sprinklers are shut off.
- Best air temperature is between **50 degrees to 80 degrees** with no rain forecasted for the next 24 hours.
- It is best to apply product under constant weather conditions and use the **same application method from start to finish**.
- The paver joints should be completely filled with dry correctly-graded joint sand. The top level should not exceed the bottom of the chamfer or **1/8" below** the surface on the non-beveled or tumbled paver surface.
- **Always test the product** on a small hidden area to ensure the results will meet your expectations.
- Always show homeowners samples to ensure expectations.

At this point read all sealer instructions and determine the best sealer for your desired goal. Do you want to retain the original look, enhance the color, or stabilize the sand joint?

- **Read application information as each sealer can be applied differently.**
- **Make sure you have the correct equipment based on type of sealer. Solvent based sealers need solvent resistant sprayers, watering cans or paint trays.** Water base sealers can be generally applied using plastic equipment. Example: solvent based sealers come in metal containers and water based sealers come in plastic containers.
- Care should be taken that no excess sealer material is pooled on the surface during application always back roll. When using solvent based sealers make sure roller is solvent resistant or for all paints. Foam rollers work best and are less likely to pull sand from the joints.
- Stabilizing sealers are generally sprayed or flood coated with a watering can, then back rolled.
- Acrylic non-stabilizing sealers can be sprayed, then back rolled or rolled on using a metal paint tray.
- **Send your most experienced worker to do sealing projects.**

POLYSAND BEST PRACTICES

- Ensure that paver surface has **proper drainage runoff** (Min 1" over 8'). Finished paver height should always be higher than grade to allow proper surface drainage.
- **Do not set pavers in limestone screenings.** This product holds moisture and does not meet the gradation, drainage qualities or strength of coarse concrete sand.
- Make sure pavers are **clean of all construction dust.** Residual construction dust will haze pavers!
- **Compact pavers** into setting bed to create proper interlock.
- Read and review all polysand manufactures methods of application. **(Read Directions)**
- **Don't rush polysand installation.**
- **Paver area must be completely dry.**
- Lay bags of polysand over paver area. **Stage bags** in areas of coverage. Example: one bag for 60 square feet.
- **Do not over sweep sand.** Sweep sand back and forth within coverage area to fill paver joints.
- **Compact sand into joints.** This is a must in achieving proper density of the sand joint (repeat 3 times). Compaction is critical to assuring sand strength.
- Do not fill sand above the chamfer of paver. Sand should sit 1/8" below bottom of chamfer.
- Using a fine-bristle broom **remove any excess sand** from the paver surface.
- Using a **leaf blower** remove any sand or binder residue.
- **Review all watering directions (Each manufacture has different watering instructions.) This is VERY IMPORTANT!**
- Always start watering at the **bottom of the slope.**
- Always start watering in **controlled areas** per manufacturers recommendations. Example: complete watering in 200 sq. ft. area then move on to the next 200 sq. ft. and repeat.
- During final watering of poly sand, **clean surface by removing excess water** with leaf blower or squeegee depending on paver surface texture. This will remove any leftover binder residue or sand.
- Final thoughts - Always be aware of the weather when installing poly sand. **(Temperature and setting time ratings differ between products.)**
- Refer to all manufactures websites for installation videos.

IMPORTANT NOTES

UNILOCK PAVER PATTERNS

This Product Data Guide contains an extensive reference to patterns and designs. The purpose of these pattern swatches is to help the designer plan unique and exceptional designs. The percentages of products shown are based on the pattern and not on bundle configurations. In fact, there may be situations in which a pattern has been created with one particular size of stone, but that stone only comes packaged with two other sizes. This means that the designer will have to make adjustments how the other components are used in the overall plan. This is usually accomplished by adding a border or an accent. As a result, overages or shortages may occur in certain patterns. The designer and/or installer of Unilock products accepts all responsibility for design and all associated costs incurred as a result of applying any of Unilock's suggested design patterns in a project. Please plan your project and review your order carefully prior to ordering.

TRANSFERABLE LIFETIME GUARANTEE

Unilock provides a transferable lifetime guarantee on the structural integrity of its paving stones to the original purchaser of the product for residential use. If material installed, using our installation guidelines, proves to be defective, it will be replaced without cost. Color matching cannot be guaranteed, and replacement labor is not included. Proof of purchase is required. Excessive defective material (over the industry accepted normal of 2% for non-tumbled unit pavers) delivered to the purchaser will be replaced free of charge if a written claim is made within 5 days of delivery from the manufacturer. Such claims will not constitute reason for delaying payment. All goods shall be deemed accepted if completely installed. Inspect concrete products prior to opening bundle packaging to ensure that shape and color are as ordered. Unsatisfactory material must be available for inspection by Unilock to entitle the purchaser to any adjustment or credit. Inspect all concrete units during installation and set aside any which are chipped or cracked to use for any cut pieces required. The color of concrete products may vary significantly between production lots. Always install concrete units from several bundles simultaneously to ensure proper distribution of color. Prior to final compaction, inspect installed pavers for good color distribution. Relocate certain pavers, if necessary, to achieve desired color blend.

PRODUCT HANDLING WARNING

Bundle Straps Under Tension - Use extreme caution when removing or handling straps. Always wear gloves, goggles, safety footwear, and protective clothing when removing or handling straps. Failure to do so may result in serious bodily injury or loss of sight. Cut all concrete products only in well ventilated areas. Inhalation of dust is a serious health risk. A "NIOSH" (US) or a "CSA" (CDN) approved respirator, safety goggles, hearing protectors, and gloves must be worn at all times. Always "wet-cut" or "wet grind" concrete products to minimize dust.

Do not stack bundled concrete products higher than 2 bundles high. Contents of the bundle may be unstable and subject to topple when stacked. Always use extreme caution and appropriate equipment when transporting or storing bundled concrete products. Failure to do so may result in serious bodily injury or death. Always obey gross vehicle weight (GVW) loading limitations and regulations.

Hazard Rating: Fire 0, Health 1, Reactivity 0. See MSDS Concrete Masonry (Pavers). Contact Unilock for complete sheet or view safety information at www.unilock.com

Unilock assumes no liability or responsibility for loss or damage, resulting from the improper use or handling of our products, or from failure to follow instructions, warnings, and/or advisories on the product label, and on the MSDS sheet.

Umbriano® is a trademark of Metten Stein + Design GmbH & Co KG used under license by Unilock.

Unilock Ltd. and Hengestone Holdings, Inc. are the owners or authorized users of all trademarks used in this publication unless otherwise specified.

Measurements throughout this portfolio are nominal.

*Colors shown should be used only as a guide. Colors should always be chosen from actual samples. Contact your Unilock Territory Manager for color availability in your area.

Not all products shown are available at all Unilock locations. Log onto www.unilock.com for availability.

FINISHES




BRUSHED



COBBLESTONE



WEATHERED



SMOOTH - ZERO BEVEL



FLAGSTONE




SMOOTH



WASHED



STANDARD



SPLIT



TIMEWORN



SPLIT AND WEATHERED



PITCHED FACE

COLOUR BLEND DESCRIPTIONS

COLOUR NAME	DESCRIPTION	COLOUR NAME	DESCRIPTION
Almond Grove	Tan, Buff and Charcoal	Light Grey	Light Grey
Basalt	Blue & Black	Limestone	Light Grey, Charcoal and Natural
Black Granite	Black Granite and Charcoal	Mahogany Ash	Mid Brown and Light Charcoal
Buff	Tan	Midnight Charcoal	Dark Charcoal
Burgundy Red	Plum with Red	Midnight Sky	Charcoal and Black Flake
Burnt Clay	Brown with Red	Mountain Mist	Midtone Grey
Burnt Oak	Charcoal and Mid Brown	Nevada	Chamois and Natural
Castano	Dark Brown and Burnt Brown Blend	Notte	Mid Charcoal, White and Light Natural
Cliffside Grey	Charcoal, Buff and Natural	Nuvola	Dark Charcoal and Light Grey
Coastal Slate	Grey and Tan	Oak Brown	Taupe, Black and Buff
Cocoa Brown	Solid Dark Brown	Opal Blend	Light Grey and White
Coffee Creek	Sandstone, Brown and Charcoal	Pebble Taupe	Tan and Brown
Crema	Cream and Buff	Peppered Granite	White aggregates with Black Flecks
Crystalline Basalt	Granite with Black	Riverbank	Charcoal, Buff, Tan and Light Natural
Dark Brown	Dark Brown	Rustic Red	Red and Charcoal
Dark Charcoal	Dark Charcoal	Sabia	Brown, Black and Light Natural
Dawn Mist	Grey and Tan	Sable Blend	Cream, Tan and Brown
Desert Sand	Salmon, Buff and Charcoal	Sandstone	Buff and Tan
French Grey	Mid Grey with White Fleck	Sandy Beach	Charcoal, Buff and Tan
Georgian Sunset Fusion	Tan, Charcoal and Brown	Sierra	Charcoal, Russet and Buff
Glacier	White Granite with Black Granite	Sierra Fusion	Charcoal, Russet and Buff
Golden Sand	Tan	Steel Blue	Pale Charcoal
Granite	Charcoal and Natural	Steel Grey Blend	Dark Charcoal and Grey
Granite Fusion	Charcoal and Natural	Smoke Shale	Charcoal and Dark Charcoal
Heritage Red	Burgundy Red and Basalt	Summer Wheat	Cream White with Pale Yellow & Beige Particles
Heritage Clay	Burnt Clay and Basalt	Tan	Tan
Ice Grey	Grey and White	Terra Cotta	Salmon and Charcoal
Irish Coast	Natural, Tan and Russet	Tuscany	Sandstone and Tan
		Winter Marvel	White and Black Flake

PAVERS

Product	Page	Finish	Pedestrian	Residential Vehicular	Commercial Vehicular	Heavy Duty	Environmental	For Borders & Accents
Artline™	2	S	✓	✓				
Beacon Hill™ Flagstone	3	F	✓					✓
Beacon Hill™ Smooth	3	SM	✓	8cm only	8cm only			✓
Bristol Valley™	4	S	✓					
Brussels Block™	4	W	✓	✓	✓			✓
Brussels Fullnose™	37	W	✓					
Copthorne™	5	T	✓	✓				✓
Courtstone™	6	C	✓	✓				✓
Double Holland™	10	S	✓	✓	✓			✓
Dura-Flow™ NEW	7	S		✓	✓		✓	
Dura-Mat™	6	S		✓	✓		✓	
Eco-Line™	7	S	✓	✓	✓	✓	✓	
Eco-Optiloc™	9	S	✓	✓	✓	✓	✓	
Eco-Priora™	8	S	✓	✓	✓		✓	
Eco-Promenade™	15	S	✓	✓				✓
Europaver™	8	S	✓	✓	✓			✓
Granito™ NEW	9	S	✓	✓	✓	✓		✓
Hollandstone™	10	S	✓	✓	✓	✓		✓
Il Campo™	10	B	✓	✓	✓			✓
Metro™ Slab NEW	11	SM	✓					✓
Mattoni	11	T	✓	✓				✓
Natural Stone	12		✓				✓	
Optiloc™	15	S	✓	✓	✓	✓		
Porcelain	16		✓				✓	
Promenade™ Plank Paver	15	S/B/WS	✓	✓				✓
Richcliff™	17	F	✓	✓				✓
Senzo™	17	S	✓	✓	✓			✓
Series™	18	WS	✓	✓	✓			✓
Thornbury™	19	F	✓	✓			✓	
Town Hall™	20	T	✓	✓	✓		✓	✓
Tribeca Cobble™	20	C	✓	✓				✓
Turfstone™	19	S		✓	✓		✓	
Umbriano™	21	SZ	✓	✓	✓			✓
Windermere™	22	F/SM	✓	✓				✓

RETAINING WALLS - SINGLE OR DOUBLE-SIDED WALLS

Product	Page	Finish	Gardens	Retaining Walls	Steps	Heavy Duty	Seatwalls	Pillars
ArchiTEXTURES™	23	S	✓	✓				
Brussels Dimensional Stone™	24	W	✓		✓		✓	✓
DuraHold™	25	S		✓		✓		
DuraHold2™	26	S		✓		✓		
Lineo Dimensional Stone™	27	S	✓	✓				
Pisa2™	28	SP	✓	✓	✓			✓
Rivercrest™ Wall	29	F	✓	✓	✓		✓	✓
SienaStone™	31	SP		✓	✓	✓		
SienaStone™ Smooth	32	SM		✓	✓	✓		
SonomaStone™	33	SP		✓	✓	✓		
StackStone™	34	SP	✓					
U-Cara™	35	S	✓	✓	✓		✓	✓

Finishes:

B=Brushed; C=Cobblestone; D=Dimpled; DW=Dimpled and Weathered; F=Flagstone; S=Standard; SM=Smooth; SZ=Smooth Zero Bevel; SP=Split; SP/W=Split and Weathered; T=Timeworn; W=Weathered; WS=Washed

This application chart should only be used as a guide. Site conditions, base materials, pattern, and frequency of use may vary the performance of various types and styles of products.



BOSTON
(508) 278-4536

CLEVELAND
(330) 927-4000

NEW YORK
(845) 278-6700

BUFFALO
(716) 822-6074

DETROIT
(248) 437-7037

ONTARIO
(416) 646-9000

CHICAGO
(630) 892-9191

MILWAUKEE
(262) 742-3890

UNILOCK.COM | 1-800-UNILOCK

©2019 Hengestone Holdings, Inc.