



UNILOCK[®]
DESIGNED TO CONNECT.

2019
PAVERS AND WALLS

An aerial view of a luxurious outdoor living space. In the center, there is a hot tub with a person relaxing inside. The hot tub is surrounded by a stone and metal fence. To the left, there is a landscaped area with a stone wall, greenery, and red flowers. To the right, there is a patio area with a table and chairs, and another red umbrella. The background shows a body of water and a green hillside.

DREAM


SOMETHING FOR EVERYONE

Whether you're dreaming of an intimate patio, a practical driveway or a luxurious outdoor living space, Unilock® has a variety of paver and wall options to choose from.



Driveways
Entrances & Walkways
Outdoor Living
Pool Decks





OPPOSITE

PAVER: Natural Stone (Indian Coast) with Natural Stone (Black River) accents

WALL AND PILLARS: Lineo[®] Dimensional Stone (Limestone)

LEFT

PAVER: Natural Stone (Stone Cliff Grey)


GRILL ISLAND AND FIREPIT: Rivercrest[™] Wall (Buff) and Rivercrest Firepit Kit (Buff)

RIGHT

PAVER: Richcliff[®] (Pebble Taupe and Dawn Mist Blend) with Cophorne[™] (3 Color Blend) accent

SEAT WALL AND FIREPIT: Brussels Dimensional System[™] (Limestone) and Ledgestone[™] (Buff) steps





OPPOSITE

PAVER: Artline™ (Granite)

STEPS AND PILLARS: Brussels Dimensional System™ (Limestone) with Natural Stone (Black River) treads and Ledgestone™ (Grey) pillar cap

TOP

PAVER: Umbriano® (Summer Wheat) with Town Hall® (Burnt Clay) accent and paver rug

STEPS: Natural Stone (Indian Coast) with Natural Stone (Indian Coast) coping

BOTTOM

Courtstone® (Basalt) with Cophorne® (3 Color Blend) and Brussels Block® (Sandstone) accents





OPPOSITE

PAVER: Umbriano® (French Grey) with Town Hall® (Basalt) accent

SEAT WALL AND FIRE FEATURE: U-Cara® (Granite) Pitched Face with U-Cara (Natural Blend) Smooth Face accent and Universal (Grey) coping

PLANTERS AND STEPS: U-Cara (Granite) Pitched Face with U-Cara (Natural Blend) Smooth Face accent and Universal (Grey) coping

PILLARS: U-Cara (Natural Blend) Smooth Face with U-Cara (Granite) Pitched Face accent and Ledgestone™ (Grey) pillar caps

TOP

PAVER: Bristol Valley® (Almond Grove) with Copthorne® (Basalt) accent and walkway

WALL, PILLARS AND GRILL ISLAND: Rivercrest® Wall (Buff) with Natural Stone coping

BOTTOM

Artline (Umbriano® Finish - Midnight Sky and Winter Marvel - custom order) with Series™ (Black Granite) accent



TOP

LOWER PAVER: Richcliff (Dawn Mist) with Courtstone® (Basalt) accent
UPPER PAVER: Promenade™ Plank Paver
GRILL ISLAND, WALL AND WATER FEATURE: Brussels Dimensional System™ (Limestone) with Natural Stone (Black River) coping

BOTTOM

PAVER: Richcliff (Dawn Mist) with Brussels Block® (Sandstone) accent
FIREPLACE: Lineo® Dimensional Stone (Granite Blend) with Series™ (Black Granite) accent and Ledgestone™ (Grey) coping
SEAT WALL: Rivercrest® Wall (Coastal Slate) with Ledgestone™ (Grey) coping

OPPOSITE

WALL: U-Cara® (Granite Pitched Face) with (Natural Blend Smooth Face) accent and Natural Stone step treads and coping
PAVER: Beacon Hill™ Smooth (Opal Blend) with Copthorne® (Basalt) accent









OPPOSITE

Tribeca Cobble™ (Cobalt Grey) with Tribeca Cobble (Peppered Granite) accent and Copthorne® (3 Color Blend) insert

TOP


PAVER: Copthorne® (3 Color Blend) with Brussels Block® (Coffee Creek) accent

PILLARS: Brussels Dimensional System™ (Coffee Creek) with Brussels Fullnose™ (Coffee Creek) coping

BOTTOM

PAVER: Artline™ (Granite) with Town Hall® (Basalt) accent

WATER FEATURE, SEAT WALL AND FIREPIT: Lineo® Dimensional Stone (Mahogany Ash) with LedgeStone™ (Buff) coping and pillar caps





TOP
Beacon Hill™ Smooth (Opal Blend)

BOTTOM
PAVER: Bristol Valley® (Granite) with Cophorne® (Basalt) and Brussels Block (Sandstone) accents and Brussels Fullnose™ (Coffee Creek) coping

WALL: Brussels Dimensional System™ (Coffee Creek) with Ledgestone (Buff) coping and Brussels Fullnose (Sandstone) treads

OPPOSITE
Richcliff® (Dawn Mist)









OPPOSITE

PAVER: Umbriano (Winter Marvel) with Town Hall® (Basalt)

GRILL ISLAND, PILLARS AND FIREPIT: Rivercrest® Wall (Coastal Slate) with Copthorne® (Basalt) accent and LedgeStone™ (Grey) coping and pillar caps

TOP

PAVER: U-Cara® (Granite) with Umbriano® (Midnight Sky) accent and LedgeStone™ (Grey) coping

PAVERS: Umbriano® (Winter Marvel) with Copthorne® (Steel Blue) accent

BOTTOM

PAVER: Umbriano (Summer Wheat) with Series™ (Black Granite) accent and Artline™ (Sierra) circle inset with Series (Black Granite) accent

SEAT WALL, PILLARS AND FIREPIT: Brussels Dimensional System™ (Desert Sand) with Series (Black Granite) accent and LedgeStone (Buff) coping and pillar caps





OPPOSITE

PAVER: Umbriano® (Summer Wheat) with Town Hall® (Burgundy Red) accent and Natural Stone (Indian Coast) step

TOP

PAVER: Beacon Hill™ Flagstone (Bavarian) with Mattoni (Cocoa Brown and Dark Charcoal) and Brussels Block® (Sandstone) accents

WALL: Rivercrest® Wall (Buff) with Ledgestone™ (Buff) coping and pillar caps

BOTTOM

PAVER: Beacon Hill™ Flagstone (Sierra)

WALL AND FIREPIT: Brussels Dimensional System™ (Coffee Creek) with Ledgestone (Buff) coping



TOP

PAVER: Beacon Hill™ Flagstone (Bavarian) with Courtstone® (Basalt) and Copthorne® (3 Color Blend) accents
WALL: Estate Wall™ (Sierra) with Copthorne® (3 Color Blend) insert

BOTTOM

PAVER: Umbriano® (Summer Wheat) with Town Hall™ (Burgundy Red) accent and walkway with Ledgestone™ (Buff) treads

WALL, GRILL ISLAND, PILLARS AND FIREPLACE: Brussels Dimensional System™ (Desert Sand) with Town Hall™ (Burgundy Red) accent and Ledgestone™ (Buff) coping and pillar caps

OPPOSITE

Town Hall™ (3 Color Blend)







TOP
 Umbriano® (Summer Wheat) and
 Courtstone® (Basalt) accent

BOTTOM
 Thornbury™ (Birch) with Town Hall®
 (Basalt) accent

OPPOSITE
PAVER: Town Hall® (3 Color Blend) with
 Brussels Block® (Sandstone) accent and
 walkway
WALL AND STEPS: Rivercrest® Wall (Buff)
 and LedgeStone™ (Buff) coping








AWARDS
OF EXCELLENCE
BEST IN SHOW

Unilock Awards of Excellence **BEST IN SHOW**

At Unilock®, we believe the beauty of our products can only be fully realized through the outstanding design and installation skills of professional contractors. Because of this, we recognize and celebrate the best in design and installation with our annual Unilock Awards of Excellence competition. In place since 1994, the AOE is held at each Unilock location and showcases the best projects amongst hundreds of entries across various categories. For the past three years we have awarded a Best in Show prize to the most outstanding overall project, selected from all our regional winners across the U.S. and Canada.

This year's Best in Show winner is Ramos Masonry from Johnston, Rhode Island. They designed and installed this impressive driveway and pool deck. Instead of using one paver throughout, they used multiple pavers to add layers of visual interest. The driveway entrance featuring Tribeca Cobble and Courtstone, is used as a transition to the courtyard area, covered entirely in Thornbury. In addition to the driveway, Ramos Masonry also created a stunning pool deck and patio using Unilock Natural Stone.



BEST IN SHOW

OPPOSITE:
Thornbury™ (Sierra) with Courtstone®
(Belgian Blue) accent

TOP:
Natural Stone (Stone Cliff Grey) with
Natural Stone (Black River) coping

BOTTOM:
Tribeca Cobble™ (Cobalt Grey) with
Courtstone® (Dawn Mist) accent





LEARN

LOOK BEYOND THE SURFACE

There's more to a successful project than what you see on the finished surface. The construction of the base and the technology that goes into the products you choose, will determine how it looks in the years to come.

A photograph of a succulent plant with green and purple leaves in a small, light-colored pot, sitting on a light-colored tiled floor. The tiles are arranged in a grid pattern, and the succulent is positioned in the upper right quadrant of the image.

Unilock Technologies
Construction 101
Permeable Paving
Commercial Projects

UNILOCK®

THE ORIGINAL AND STILL THE BEST

All products are NOT created equal. Many products look great when they're first installed, but after time the difference in quality shows. For over 45 years, the very best designers and contractors have relied on Unilock to supply cutting edge paving and wall products that enable them to build extraordinary projects that stand the test of time.

Today, we remain the **only company** in North America with memberships in Eurobeton and Stein + Design, two **prestigious European concrete product innovation groups**. These exclusive relationships continue to put us on the leading edge of style and technology.



CONCRETE AT ITS BEST



GOOD CLASSIC

Our budget-friendly, Unilock Classic pavers and walls are manufactured to exceed ASTM standards for quality and strength. Available in classic shapes and styles, these products utilize a traditional **product mix of large and small aggregates** that's consistent from top to bottom with color mixed throughout.

BETTER ENDURACOLOR™

The refined surface of Unilock EnduraColor products is achieved with a **two step manufacturing process** that combines a base of coarser aggregates for a **stronger foundation**, with concentrated color and **wear-resistant finer aggregates on top**. This process protects the surface from the appearance of fading over time because the top layer prevents large, lighter color aggregates from ever showing through.


BEST ELEGANCE™

Deep, rich colors and a multitude of **unique Reala™ textures** combine to deliver the timeless beauty of Unilock Elegance. From the timeworn look of European cobblestones, to the classic luxury of riven natural stone slabs, our Elegance collection offers styles you can't get anywhere else, and thanks to Ultima Concrete, the look you purchase is the look that will last, with up to **4x the strength** of poured in place concrete.



The cost of pavers is only a small portion of the overall project budget.

DON'T COMPROMISE



EXCLUSIVE UNILOCK® TECHNOLOGIES

REALA™

A multitude of natural stone surfaces, brick and historic cobblestones were cast to create Unilock products utilizing Reala technology. The result is a wide variety of authentic textures with consistent dimensions which are more cost efficient to install.

REALA TECHNOLOGY PRODUCTS:
 COPTHORNE®, COURTSTONE®, RICHCLIFF®, RIVERCREST® WALL AND TOWN HALL®



ULTIMA™

Only Unilock has the technology to manufacture Ultima Concrete here in North America, resulting in pavers and walls with up to four times the strength of poured concrete. The look you purchase is the look that will last.

ULTIMA CONCRETE TECHNOLOGY PRODUCTS:
 COPTHORNE®, COURTSTONE®, RICHCLIFF® AND TOWN HALL®



COLORFUSION™

Color and granite particles are randomly dispersed using proprietary ColorFusion technology to achieve a unique mottled surface that resembles natural granite.

COLORFUSION TECHNOLOGY PRODUCTS:
 UMBRIANO®



EASYCLEAN™

Unlike after-market sealers which merely coat the top, EasyClean goes beyond the surface and becomes integral to the product during manufacturing. The result is enhanced surface color and protection from stains.

EASYCLEAN STAIN RESISTANCE PRODUCTS:
 SENZO® AND UMBRIANO®

There are two EasyClean Factors (CF) to choose from:

CLEAN FACTORS (CF)	CF 90	CF 100
Pavers are pre-sealed at the factory	*	*
Enhanced resistance to weathering	*	*
Reduced dirt absorption	*	**
Stains from leaves, coffee, ketchup, mustard, wine and BBQ oils are easier to remove	*	**

LEARN

CONSTRUCTION 101

The long-term performance of your project is determined by the **quality of the work** that's done to prepare the base **below** your pavers and walls.



1 | EXCAVATION

The first step in any project is excavation of grass and topsoil.

The depth will depend on two factors:

- | **Soil Type** - Clay soil requires deeper excavation; sandy soil requires less.
- | **Use** - Heavy loads like driveways and retaining walls require deeper excavation; lighter loads like patios and walkways require less. Depth of excavation can be reduced by adding DriveGrid™ once the soil has been removed.

2 | GRAVEL BASE

The excavated area will be filled with a **base gravel**.

This gravel base needs to be:

- | **Strong enough** to handle the load of whatever is placed on the surface.
- | **Free draining** so that water drains out of the base into the subsoil. Retaining walls may require a perforated drain pipe in the gravel base to direct water away from the base of the wall.
- | **Extended** at least six inches beyond the edges of the finished paver surface.
- | **Compacted** in several layers, using the proper equipment.

3 | BEDDING LAYER


A 1" (25mm) layer of sand or tiny stone chips is spread out and smoothed on top of the solid gravel base. This layer allows paver or wall units to be leveled or sloped for smoothness and drainage. Some contractors may recommend a poured concrete surface instead of a typical bedding layer, which is fine as long as the concrete is accurately poured and sits on a stable and well-drained base. **Note:** *Once concrete is poured, the height of paver or wall units can no longer be adjusted.*

4 | RESTRAINT SYSTEM

For pavers, an edge restraint will be secured with long metal spikes to prevent perimeter pavers from drifting out. For walls, glue may be used to secure rows of blocks and for larger retaining walls may require geogrid may be used every few layers to secure the wall into the soil that is being retained.

5 | JOINT MATERIAL


The color you choose for joint material impacts the overall aesthetic. It also plays an important role between pavers, in keeping weeds and other debris out. Your contractor can help you decide which joint material is right for your project.



BLACK SAND



TAN SAND



GREY SAND

Visit [Unilock.com](https://www.unilock.com) for joint material recommendations by product.

There are two types of joint material to choose from:

Basic Jointing Sand - Years ago, this was the only joint material available. As it wore away, issues with weeds could arise. If you choose a basic sand, we recommend that you use a joint stabilizing sealer and be prepared to replenish the sand when needed.

Polymeric Sand - This special sand stays in place longer because it is combined with a binding agent. However, it's not right for every project and needs to be installed with care to prevent hazing.

6 | SEALING

Unilock pavers will be durable with, or without, a sealer. Some homeowners choose to apply a sealer to enhance the color of the pavers, while others choose to appreciate the color of the pavers as they are. Some Unilock pavers are sold factory sealed. If you choose to seal, you should plan to re-seal every 3-5 years.

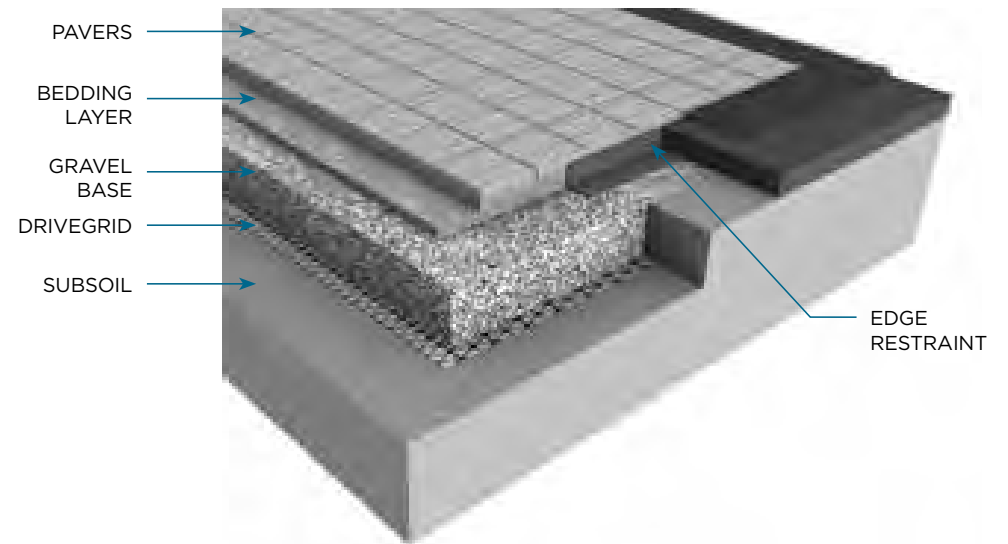


REMEMBER A quality project relies on a quality foundation. We recommend hiring a professional contractor.


Need help finding a qualified contractor?

Call us at **1-800-UNILOCK** or register online at **Unilock.com** and we'll match you with a Unilock® Authorized Contractor in your area.

PAVER CONSTRUCTION



WALL CONSTRUCTION





PERMEABLE PROJECTS A GREENER CHOICE!

More and more homeowners are installing **permeable** paver projects to help direct rainwater away from storm sewer systems and back into the **natural ecosystem**.

We take pride in offering the widest selection of permeable pavers in North America. From traditional finishes such as Town Hall®, the only rustic style permeable paver in North America, to the contemporary styling of Eco-line®, there is a permeable Unilock product to suit any project.



Look for these Unilock Permeable Products:

Eco-Optiloc™
Eco-Priora™
Thornbury™
Town Hall®
Tribeca Cobble™

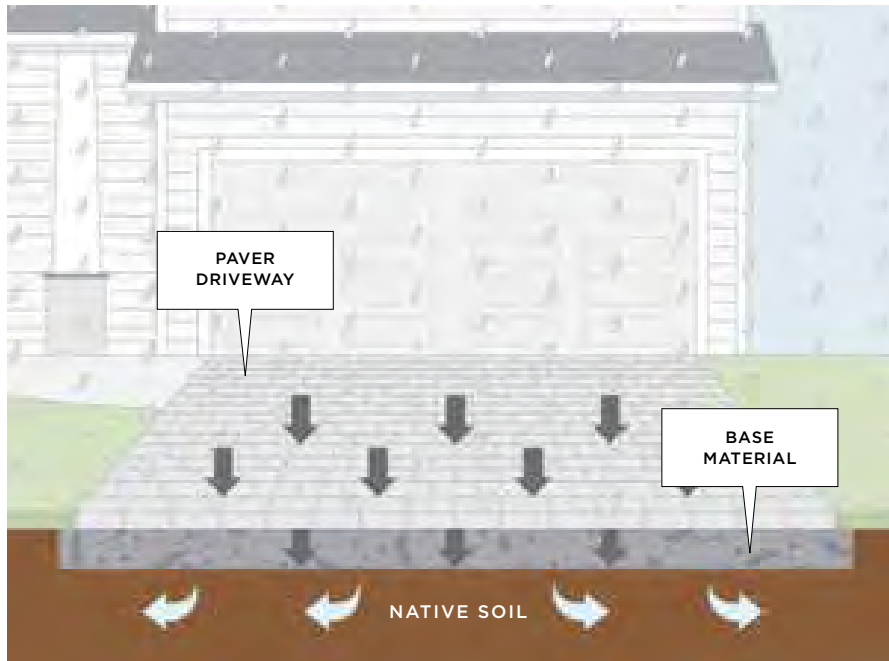


The pavers used in a permeable installation look similar to traditional pavers, but are made with extra space between them so rainwater can more easily flow back into the earth below.

Special materials are used in the permeable base and joints to encourage water to flow through.



Some homeowners install rainwater collection systems underneath their paver projects to supply water to in-ground sprinkler systems!



INTERESTING FACT Permeable pavers will accumulate less ice because water drains from the paver surface before it has time to freeze.

PROJECT MAINTENANCE

WEEDS CAN BE PREVENTED

When a proper base is installed, there is no soil directly beneath your pavers from which weeds can grow. However, if the joints are not kept full with jointing material, it is possible for dirt and weed seeds to blow in from the surrounding area and germinate in the joints.

In the past - a basic sand was the only jointing material available. Unless it was replenished regularly, rain would erode the sand, leaving joints vulnerable to weeds.

Today - new varieties of sand stabilizing compounds and polymeric jointing material are available which **relieves homeowners from this maintenance burden.** See page 31 for more information on jointing material choices.

A SOLID FOUNDATION PREVENTS SETTLING

When the base of your project is properly constructed, water will not accumulate underneath and cause settling. See page 30 for more information on proper construction.

TO SEAL OR NOT TO SEAL

Some homeowners choose to apply a sealer to their project surface when it's finished, to enhance the color of their pavers. Others choose to appreciate the color of the pavers as they are. Unilock pavers will be durable with or without a sealer. If you choose to seal your project after its installed, you should plan to re-seal every three to five years.

THE CHOICE OF DESIGN PROFESSIONALS

The same Unilock® products available to homeowners are relied on by architects, landscape architects and engineers, to create world class commercial spaces across North America.



NAVY PIER, CHICAGO, IL. Designer: James Corner Field Operations



PUBLIC PLAZA AT CN TOWER, TORONTO, ON. Designer: IBI Group L.A. Graham Infrastructure LP.




*NEW YORK STATE PARKS, TERRAPIN POINT
AND CAVE OF THE WINDS, NIAGARA FALLS, NY. Designer: LA Group*



LITTLE CAESARS ARENA, DETROIT, MI. Designer: SmithGroup.



PLYMOUTH ROCK, PLYMOUTH, MA. Designer: BETA Group Inc.



INDIANAPOLIS MOTOR SPEEDWAY, INDIANAPOLIS, IN. Designer: Browning Day Mullins Dierdorf.

THE CHOICE OF THE BEST CONTRACTORS & CRAFTSMEN

Like a good artist needs the right paint, the best contractors use exclusive Unilock colors, textures and styles to showcase their creativity and workmanship.


LEARN

A close-up, high-angle photograph of several large, rectangular stone tiles. The tiles are arranged in a grid pattern, with dark, recessed joints between them. The stone has a natural, textured appearance with subtle variations in color, ranging from light beige to a darker, earthy brown. The lighting is soft and even, highlighting the texture of the stone.

PLAN

TURN YOUR DREAMS INTO REALITY

If you've never undertaken an outdoor landscaping project before, it can feel overwhelming. We're here to help. The pages in this section are designed to help you plan for a successful project.



Choosing a Contractor
Project Management Tips
Design Considerations
Outdoor Idea Center

CHOOSING A CONTRACTOR

Choosing the right contractor for your project is the most **important decision**. Even the best materials can be spoiled by poor installation and workmanship.

WORKMANSHIP

- Ask to see projects the contractor completed more than two years ago so you can see **how their work holds up** over time.
- Are the pavers laid in a way that minimizes awkward cuts? Are the curves of the project cut in a way that minimizes large gaps?
- Have edge restraints been used and still in place?
- How long does the contractor **guarantee** the work? How many warranty claims has the company had in the past two years?

SUB-CONTRACTING

Some contractors will hire other companies to perform parts of the work, like lighting and irrigation. Be sure to ask the contractor about these sub-contractors and how they will be managed.

RELEVANT EXPERIENCE

- How long has the contractor been installing pavers and walls?
- Has the contractor installed projects in the past with the features you're considering (e.g., a raised patio, retaining wall or water feature)?

BASE PREPARATION

- What are the contractor's base preparation methods? What materials are used and why?
- Is there a standard procedure for base preparation or will the contractor assess **your site's unique needs**?



HAVING TROUBLE FINDING A CONTRACTOR?

Contact us at **1-800-UNILOCK** or register online at **Unilock.com** to take advantage of our Unilock® Authorized Contractor referral program. We'll match you with a local contractor who is guaranteed to do the job right.

TIMING

- Ask the contractor how far in advance they are booking projects and **how long your project might take**.
- What is the contractor's payment terms?
- Is an upfront deposit required to **secure the timing** of the project?

DOCUMENTATION

- Does the contractor have the **proper licensing** for their work?
- Does the contractor have **liability insurance** and are employees covered by Workers Compensation?
- Will there be permits required for the job and if so, who is responsible to secure them?

COMPATIBILITY

- Do you like this contractor? Can you **easily communicate** and understand each other? Is this someone you can trust?
- Ask if the person you're meeting will be on site throughout the project or if someone else in the company will be your day-to-day contact person.
- Contacting **references** can help you understand how the contractor operates throughout a project.



DESIGN

- Does the contractor offer a **design service**? Is there a cost for this? Is the design hand drawn or rendered in 3D?
- Are the contractor's designs something you would like for your project?

PROJECT MANAGEMENT TIPS

1 | BUDGET

Ask your contractor to provide **good/better/best versions** of the project, or perhaps a budget that phases your project into several stages. Some contractors can even offer **payment plans** so you don't have to pay for your project right away.

2 | TIMELINE

Be sure to tell your contractor if there is a **deadline** by which the project absolutely must be completed. Rainy weather sometimes impacts the timing of projects, so be sure to understand what happens in the event of a delay.

3 | GROUND RULES

Your contractor's crew will be on your property on a daily basis. Agree to **ground rules** before the project begins. What time will work begin and end each day? What is their daily clean up routine? Where will products and equipment be stored on the site? Will they require access to your home or garage?

4 | COMMUNICATION

Establish in advance **who to contact if you have concerns** and how often you'd like your contractor to provide you with updates. If you notice something that doesn't look right on your project, be sure to let your contractor know right away.

5 | CHANGES

Even the best managed projects occasionally run into unforeseen circumstances. Be sure to understand the contractor's procedure for handling changes.

6 | PROJECT WRAP UP

If you're happy with the completed project, be sure to recommend your contractor to friends and neighbors, and **don't forget to register for your Unilock product warranty** at Unilock.com.

DESIGN CONSIDERATIONS

OUTDOOR LIVING

EXPAND YOUR HOME

A new outdoor living space can **add functional square footage** to your existing home by providing a new space to relax and entertain. Consider first how you would like to use the space, and then design it as an extension of your interior decorating style. Even a small space can appear bigger by using different paver colors, paver borders, elevation changes and seat walls to define distinct areas for cooking, eating and relaxing.

OUTDOOR ROOMS

Fire features are growing in popularity because they add visual interest and warmth that makes the space more enjoyable to use in cooler weather. Lighting installed in gardens, low walls, steps and pillars will also help draw people outside in the evening and adds visual appeal that you can enjoy from inside your home. Snow-covered pillars and walls can make beautiful accents to your property in the winter months.



Artline™ paver with Lineo® Dimensional Stone fire feature



Umbriano® paver with Rivercrest® Wall Hot Tub

POOL DECKS

SIZE MATTERS

When planning your pool deck, **four feet is the minimum perimeter** around the pool for basic access. However, if you intend to use the pool deck as a patio for entertaining or sunbathing, you'll need to increase this significantly. Be sure to keep in mind the size of your outdoor furniture; it's typically much bigger than indoor furniture!

SAFETY CONSIDERATIONS

The paver you choose for your pool deck deserves special consideration because you'll be **walking on it in your bare feet!** Be sure to choose a color that **won't absorb too much heat** from the summer sun. A smoother surface is pleasing to walk on, but make sure it's sufficiently **non-slip**. Umbriano® is our most popular choice for pool decks. For the coping around the edge of the pool, avoid products with abrasive edges. A contrasting coping color or inset border is also something to consider, as it helps define the pool edge.

DRIVEWAYS

CURB APPEAL

A paver driveway is **an investment that adds instant curb appeal** and value to your home. When choosing a paver product it's generally a good idea to complement the main color of your home rather than to try to match it. Then, consider borders and accents to draw out specific colors from your home and create continuity. Consider adding vertical features like pillars, planters and decorative walls to further enhance the beauty of your driveway.

THINK GREEN

Permeable pavers **allow rainwater to flow between the joints**, through special base materials and into the subsoil below. This reduces puddling on the driveway surface when it rains, and reduces ice build-up in winter. It also provides a dual "green" benefit; not only does it reduce the amount of water that flows into storm sewers but it also provides moisture to surrounding plant material.



ENTRANCES

WELCOME GUESTS

A great looking front entrance gives guests a warm welcome. Attractive steps that are wide enough to easily navigate, **low garden walls and planter boxes**, and smartly placed lighting all contribute to a cozy feeling that smooths the transition from the street to your home. As a general rule, the minimum width for any walkway is four feet.

A PLACE TO SIT

Even a modest front yard can usually accommodate a small courtyard seating space, where a morning coffee can be enjoyed or parents can observe their children playing with neighborhood friends.



NEED MORE DESIGN IDEAS? VISIT OUR **UNILOCK OUTDOOR IDEA CENTER**

SEE An expansive display of **Unilock®** products in a life-size outdoor setting.

TALK To our **knowledgeable staff** and we'll help you create a plan to achieve the outdoor space you're dreaming about.

TAKE **FREE samples** of Unilock paver and wall products home with you.

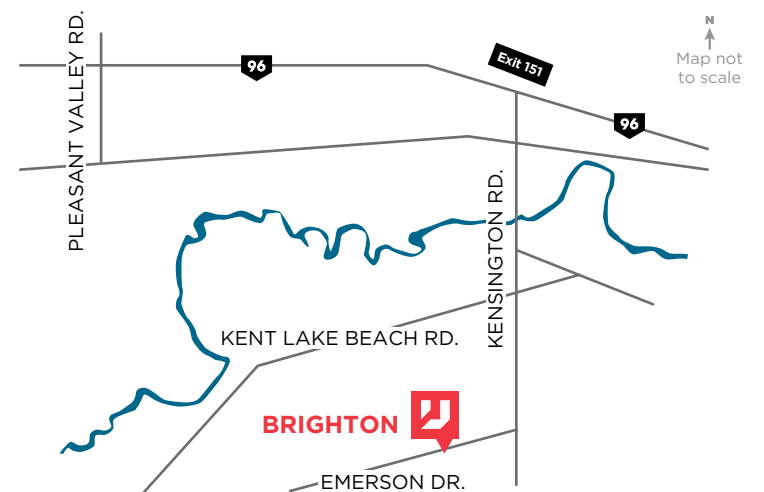
HOURS OF OPERATION

APR - JUN MON - FRI 8am - 5pm | SAT 8am - 12pm | SUN Closed

JULY - NOV MON - FRI 8am - 5pm | SAT - Closed

12591 Emerson Drive Brighton, MI 48116

Please feel free to walk around and browse our Outdoor Idea Center at any time.
Call **1-800-UNILOCK** or visit Unilock.com for more details.



VISUALIZING YOUR PROJECT DESIGN

A detailed design requires a great deal of time and effort, so you can understand why many contractors charge for this service in advance.

TRADITIONALLY,
LANDSCAPE DESIGNS
WERE HAND DRAWN TO
SCALE ON GRAPH PAPER.

While there are many contractors and designers who still prefer to draw by hand, more and more plans today are being created digitally and in 3D.

If you're having trouble imagining what your project will look like when it's complete, a 3D design can really help.




HAVING TROUBLE FINDING A CONTRACTOR WHO CAN HELP VISUALIZE YOUR DESIGN? WE CAN HELP.


Contact us at **1-800-UNILOCK** or register online at **Unilock.com** to take advantage of our Unilock® Authorized Contractor referral program. We'll take the time to understand your project, and will match you with a local contractor who offers a 3D design service and is guaranteed to do the job right.

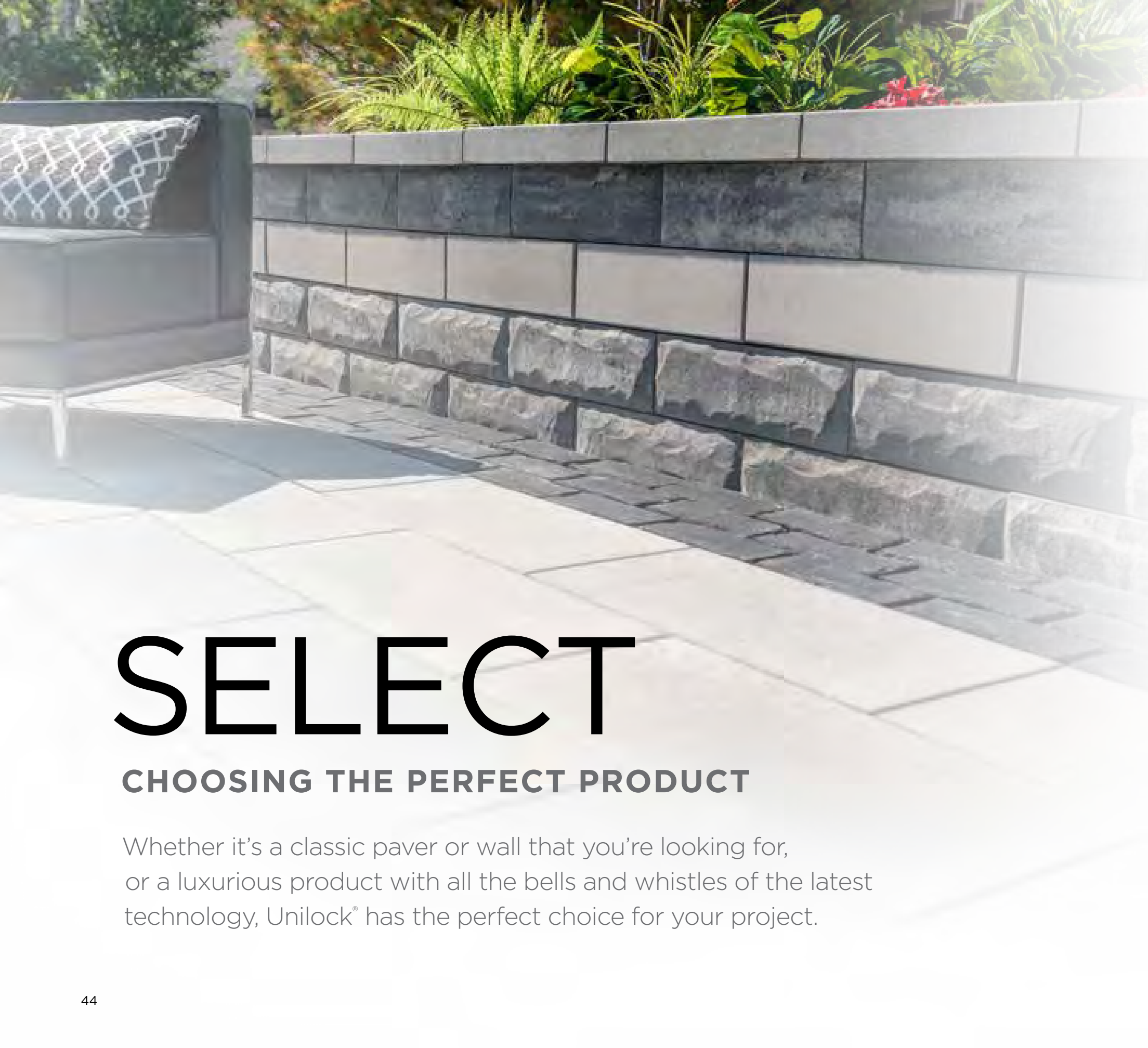


3D Rendering



Completed Job





SELECT

CHOOSING THE PERFECT PRODUCT

Whether it's a classic paver or wall that you're looking for, or a luxurious product with all the bells and whistles of the latest technology, Unilock® has the perfect choice for your project.

CLASSIC

Our budget-friendly, Unilock Classic pavers and walls are manufactured to exceed ASTM standards for quality and strength. Available in classic shapes and styles, these products utilize a traditional product mix of large and small aggregates that is consistent from top to bottom with color mixed throughout.

STONEMARK™

The highly detailed surface texture of StoneMark products is created using Reala Technology. Combined with careful color blending, the result is surface texture and color variation resembling natural stone, but with the durability and precision of a manufactured paver or wall product.

ENDURACOLOR™

The refined surface of Unilock EnduraColor products is achieved with a **two step manufacturing process** that combines a base of coarser aggregates for a **stronger foundation**, with concentrated color and **wear-resistant finer aggregates on top**. This process protects the surface from the appearance of fading over time because the top layer prevents large, lighter color aggregates from ever showing through.

PERMEABLE

To reduce the amount of rainwater that flows off the surface of your new pavers and into storm sewers, consider a permeable paving system. Unilock permeable pavers have extra wide joint spaces and are installed on a special aggregate base so water flows through, replenishing the natural ecosystem.

ELEGANCE™

Deep, rich colors and a multitude of unique Reala™ textures combine to deliver the timeless beauty of Unilock Elegance. From the timeworn look of European cobblestones, to the classic luxury of riven natural stone slabs, our Elegance collection offers styles you can't get anywhere else and thanks to Ultima™ Concrete, the look you purchase is the look that will last, with up to 4x the strength of poured in place concrete.







UNILOCK® COLLECTION OF

PAVERS & SLABS

Whether your project is a light-duty patio or a heavy-duty driveway, the range of Unilock choices has never been better. From classic pavers to luxurious large-scale options, Unilock offers style and technology you can't get anywhere else.





Granite

NEW FOR 2019 **WESTPORT™**

COLORS*



BEECHWOOD



GRANITE

TECHNICAL ADVANTAGES

CLASSIC

DRIVE FRIENDLY

Can handle vehicular loads



LARGE RECTANGLE
10 x 15 x 2¾"
25.4 x 38 x 7cm



SQUARE
10 x 10 x 2¾"
25.4 x 25.4 x 7cm



RECTANGLE
5 x 10 x 2¾"
12.7 x 25.4 x 7cm

RANDOM BUNDLE

Laying patterns can be found on page 148.






Sandstone and Limestone mix with 'Town Hall' (Burgundy Red) and Courtstone' (Belgian Blue) walkway

BRUSSELS BLOCK[®]

COLORS*




COFFEE CREEK



DESERT SAND WHILE SUPPLIES LAST



LIMESTONE



MAHOGANY ASH



SANDSTONE

TECHNICAL ADVANTAGES

CLASSIC

ANTIQUED FINISH

Distressed, timeworn finish

DRIVE FRIENDLY

Can handle vehicular loads



XL STONE
8 1/4 x 13 3/4 x 2 3/4"
20.8 x 34.8 x 7cm



STANDARD STONE
6 7/8 x 8 1/4 x 2 3/4"
17.3 x 20.8 x 7cm



HALF STONE
4 1/8 x 6 7/8 x 2 3/4"
10.4 x 17.3 x 7cm



FULLNOSE COPING
6 x 12 x 2 3/4"
15 x 30 x 7cm

Laying patterns can be found on page 148.



Beechwood

ECO-PRIORA™

COLORS*



BEECHWOOD



STANDARD
5 x 10 x 3/8"
12 x 24 x 8cm

TECHNICAL ADVANTAGES

CLASSIC

DRIVE FRIENDLY

Can handle vehicular loads

PERMEABLE

Can be installed to allow water to flow through



Natural

ECO-OPTILOC™

TECHNICAL ADVANTAGES

CLASSIC

DRIVE FRIENDLY

Can handle vehicular loads

PERMEABLE

Can be installed to allow water to flow through

COLORS*



NATURAL SPECIAL ORDER



STANDARD
10¼ x 10¼ x 3½"
26 x 26 x 8cm

Visit Unilock.com for laying patterns.



Terra Cotta with Pisa2' pillars and steps

OLDE GREENWICH COBBLE®

COLORS*



BEECHWOOD



TERRA COTTA

TECHNICAL ADVANTAGES

CLASSIC

DRIVE FRIENDLY

Can handle vehicular loads



MEDIUM RECTANGLE
4¾ x 7 x 2⅜"
12 x 18 x 6cm



SMALL SQUARE
4¾ x 4¾ x 2⅜"
12 x 12 x 6cm

SQUARE BUNDLE



SMALL RECTANGLE
2⅜ x 4¾ x 2⅜"
6 x 12 x 6cm




Terra Cotta
Hollandstone



Terra Cotta
Double Holland

HOLLANDSTONE™ & DOUBLE HOLLAND™


COLORS*




BEECHWOOD



RUSTIC RED



SANDSTONE



ST CLAIR



TERRA COTTA



STANDARD
4 x 8 x 2 3/8"
10 x 20 x 6cm

8CM ALSO AVAILABLE
BY SPECIAL ORDER



DOUBLE HOLLAND STANDARD
8 x 8 x 2 3/8"
20 x 20 x 6cm

ONLY AVAILABLE IN
RUSTIC RED AND TERRA COTTA

TECHNICAL ADVANTAGES

CLASSIC

DRIVE FRIENDLY

Can handle vehicular loads

Laying patterns can be found on page 148.



Dark Charcoal accent in
Brussels Dimensional System™ wall

IL CAMPO®

COLORS*



DARK CHARCOAL



4 x 8 x 2¼"
10 x 20 x 7cm

TECHNICAL ADVANTAGES

ENDURACOLOR™

Refined surface and long-lasting color

BRUSHED FINISH

Graphically interesting etched lines


DRIVE FRIENDLY

Can handle vehicular loads




HOLLAND PREMIER™


COLORS*



CHARCOAL



GRANITE



FOSSIL

TECHNICAL ADVANTAGES

ENDURACOLOR™

Refined surface and long-lasting color

DRIVE FRIENDLY

Can handle vehicular loads



4 x 8 x 2 3/8"
10 x 20 x 6cm

Laying patterns can be found on page 148.







Sierra with Umbriano® (Midnight Sky)

BEACON HILL™ FLAGSTONE


COLORS*




BAVARIAN



BIRCH **NEW FOR 2019**



FOSSIL



SIERRA

TECHNICAL ADVANTAGES

ENDURACOLOR™

Refined surface and long-lasting color

PEDESTRIAN ONLY



LARGE RECTANGLE
21 x 14 x 2 3/8"
54 x 36 x 6cm



SQUARE
14 x 14 x 2 3/8"
36 x 36 x 6cm



SMALL RECTANGLE
7 x 14 x 2 3/8"
18 x 36 x 6cm

RANDOM BUNDLE

Laying patterns can be found on page 148.



BEACON HILL™ FLAGSTONE

TOP
Birch with Cophorne® (3 Color Blend) accent

BOTTOM
Sierra with Ledgestone™ (Buff) coping

OPPOSITE
Bavarian with Ledgestone™ (Buff) coping








BEACON HILL™ SMOOTH

COLORS*




BIRCH



FOSSIL



GRANITE BLEND



OPAL BLEND

TECHNICAL ADVANTAGES

ENDURACOLOR™

Refined surface and long-lasting color

PEDESTRIAN ONLY



LARGE RECTANGLE
21 x 14 x 2 3/8"
54 x 36 x 6cm



SQUARE
14 x 14 x 2 3/8"
36 x 36 x 6cm




SMALL RECTANGLE
7 x 14 x 2 3/8"
18 x 36 x 6cm

RANDOM BUNDLE



OPAL BLEND



STEEL GREY BLEND



XL UNIT
21 x 35 x 2 3/8"
53 x 88 x 6cm

Laying patterns can be found on page 148.



BEACON HILL™ SMOOTH

TOP

PAVER: Granite Blend with Copthorne® (Basalt) accent
WALL, FIREPIT AND WATER FEATURE: Rivercrest® Wall (Buff) with Ledgestone™ (Buff) coping

BOTTOM

PAVER: Granite Blend

OPPOSITE

PAVER: Granite Blend
SEAT WALL AND PILLAR: U-Cara® Granite (Pitched Face) and Natural Blend (Smooth Face)










Sierra with Town Hall (Basalt) accent

THORNBURY™

COLORS*



BAVARIAN



BIRCH



SIERRA



LARGE RECTANGLE
13¾ x 16½ x 2¾"
35 x 42 x 7cm



MEDIUM RECTANGLE
13¾ x 8¼ x 2¾"
35 x 21 x 7cm



SMALL RECTANGLE
6⅞ x 8¼ x 2¾"
17.3 x 21 x 7cm

RANDOM BUNDLE

TECHNICAL ADVANTAGES

ENDURACOLOR™

Refined surface and long-lasting color

DRIVE FRIENDLY

Can handle vehicular loads

PERMEABLE

Can be installed to allow water to flow through

Laying patterns can be found on page 148.







Granite with Copthorne (Basalt) accent

BRISTOL VALLEY®


COLORS*



ALMOND GROVE



GRANITE




SIERRA

TECHNICAL ADVANTAGES


ENDURACOLOR™

Refined surface and long-lasting color

PEDESTRIAN ONLY



LARGE RECTANGLE
21 x 14 x 2 3/8"
54 x 36 x 6cm



SQUARE
14 x 14 x 2 3/8"
36 x 36 x 6cm



SMALL RECTANGLE
7 x 14 x 2 3/8"
18 x 36 x 6cm

RANDOM BUNDLE

Laying patterns can be found on page 148.



Sable Blend with Mattoni Cocoa Brown, Dark Charcoal and Brussels Block (Sandstone) accents



Sable Blend

MATTONI


COLORS*



COCOA BROWN



SABLE BLEND



DARK CHARCOAL

TECHNICAL ADVANTAGES

ENDURACOLOR™

Refined surface and long-lasting color

ANTIQUED FINISH

Distressed, timeworn finish

DRIVE FRIENDLY

Can handle vehicular loads



2¼ x 9½ x 2¾"
6 x 24 x 7cm

Laying patterns can be found on page 148.





Granite with Series (Black Granite) accent and Natural Stone steps

ARTLINE™

TECHNICAL ADVANTAGES


ENDURACOLOR™

Refined surface and long-lasting color

DRIVE FRIENDLY

Can handle vehicular loads

COLORS*



BIRCH **NEW FOR 2019**



GRANITE



SIERRA

RANDOM BUNDLE - ALL UNITS



$8\frac{7}{8} \times 7\frac{1}{2} \times 2\frac{3}{4}$ "
22.5 x 18.75 x 7cm



$13\frac{3}{8} \times 7\frac{1}{2} \times 2\frac{3}{4}$ "
33.75 x 18.75 x 7cm



$17\frac{3}{4} \times 7\frac{1}{2} \times 2\frac{3}{4}$ "
45 x 18.75 x 7cm



$6\frac{3}{4} \times 4\frac{7}{8} \times 2\frac{3}{4}$ "
16.9 x 12.5 x 7cm



$10\frac{3}{8} \times 4\frac{7}{8} \times 2\frac{3}{4}$ "
26.25 x 12.5 x 7cm



$13\frac{3}{8} \times 4\frac{7}{8} \times 2\frac{3}{4}$ "
33.75 x 12.5 x 7cm



$17\frac{3}{4} \times 4\frac{7}{8} \times 2\frac{3}{4}$ "
45 x 12.5 x 7cm

Laying patterns can be found on page 148.



ARTLINE™

TOP

Sierra with Series™ (Black Granite) accent

BOTTOM

Granite with Series (Black Granite) accent

OPPOSITE

Granite with Series (Black Granite) accent







Pavers - Steel Grey Blend and Granite Blend (Il Campo Finish)
Steps - Natural Stone (Black River)



Black Granite

PROMENADE™ PLANK PAVER

COLORS*



OPAL BLEND



STEEL GREY BLEND



GRANITE BLEND **IL CAMPO® FINISH**
SPECIAL ORDER - MINIMUMS APPLY

Graphically interesting
etched lines



BLACK GRANITE **SERIES™ FINISH**
SPECIAL ORDER - MINIMUMS APPLY

Granite, Quartz and
Marble surface materials

TECHNICAL ADVANTAGES

ENDURACOLOR™


Refined surface and long-lasting color

DRIVE FRIENDLY

Can handle vehicular loads



8 x 24 x 4"
20 x 60 x 10cm



4 x 16 x 4"
10 x 40 x 10cm



4 x 12 x 4"
10 x 30 x 10cm

Laying patterns can be found on page 148.



LEFT

SERIES BANDING IDEA FOR WALL

Rivercrest® Wall (Coastal) with Black Granite accent and Ledgerstone™ (Grey) coping

RIGHT

SERIES BANDING IDEA FOR PAVER

Richcliff® (Dawn Mist) with Black Granite accent

BOTTOM

SERIES BANDING IDEA FOR WALL

Brussels Dimensional System™ (Sandstone) with Brussels Fullnose™ (Sandstone)





Banding Accent
Black Granite 4x8

COLORS*



BLACK GRANITE



4 x 8 x 2 $\frac{3}{4}$ "
10 x 20 x 7cm

Visit Unilock.com for laying patterns.

SERIES™

TECHNICAL ADVANTAGES

ENDURACOLOR™

Refined surface and long-lasting color
Granite, Quartz and Marble
surface materials

DRIVE FRIENDLY

Can handle vehicular loads



TOP

Indian Coast with Black River banding

BOTTOM

PAVER: Stone Cliff Grey

GRILL ISLAND AND FIREPIT:
Rivercrest® Wall (Buff) and
Rivercrest Firepit (Buff)



NATURAL STONE

Suitable for pool decks, wood decks, patios, entrances and concrete overlays.

SANDSTONE

COLORS*



INDIAN COAST



STONE CLIFF GREY

LIMESTONE



BLACK RIVER



12 x 24 x 7/8"
30 x 60 x 2.2cm



18 x 24 x 7/8"
45 x 60 x 2.2cm



24 x 24 x 7/8"
60 x 60 x 2.2cm



24 x 36 x 7/8"
60 x 90 x 2.2cm

SPEAK TO YOUR CONTRACTOR OR A LOCAL UNILOCK AUTHORIZED DEALER FOR MORE INFORMATION AND AVAILABILITY.

LOOKING FOR MORE INFORMATION? Contact us at 1-800-UNILOCK to receive your free Natural Stone catalog today!

Not suitable for vehicular applications.



TOP
Gotham Nero

BOTTOM
Arbor Natural




PORCELAIN TILE


Suitable for wood deck and concrete overlays.



GOTHAM NERO



GOTHAM BEIGE




GOTHAM GREY




TRAVSTONE BEIGE




TRAVSTONE NOCE



ARBOR BIANCO **NEW FOR 2019**



ARBOR GRAY **NEW FOR 2019**



ARBOR NATURAL **NEW FOR 2019**



LASCALA BEIGE **NEW FOR 2019**



LASCALA GRAY **NEW FOR 2019**



LASCALA NOCE **NEW FOR 2019**



23⁵/₈ x 23⁵/₈ x ³/₄"
60 x 60 x 2cm



15³/₄ x 31¹/₂ x ³/₄"
40 x 80 x 2cm

AVAILABLE IN ARBOR AND LASCALA
SIZES ONLY

SPEAK TO YOUR CONTRACTOR OR A LOCAL UNILOCK AUTHORIZED DEALER FOR MORE INFORMATION AND AVAILABILITY.
LOOKING FOR MORE INFORMATION? Contact us at 1-800-UNILOCK to receive your free Porcelain Tile catalog today!

Not suitable for vehicular applications.



UMBRIANO®

COLORS*



FRENCH GREY



MIDNIGHT SKY



SUMMER WHEAT



WINTER MARVEL

TECHNICAL ADVANTAGES

ENDURACOLOR™

Refined surface and long-lasting color

EASYCLEAN™ STAIN RESISTANCE - CF 90

Factory sealed to provide integral surface protection from stains

COLORFUSION™ TECHNOLOGY

Subtly mottled color finish

DRIVE FRIENDLY

8cm pavers can handle vehicular loads, as well as the 16 x 16" and 8 x 16" sizes of 7cm



LARGE RECTANGLE
21 x 14 x 2 3/8"
54 x 36 x 6cm




SQUARE
14 x 14 x 2 3/8"
36 x 36 x 6cm



SMALL RECTANGLE
7 x 14 x 2 3/8"
18 x 36 x 6cm

RANDOM BUNDLE



24 x 24 x 2 3/4"
60 x 60 x 7cm
SPECIAL ORDER



12 x 24 x 2 3/4"
30 x 60 x 7cm
SPECIAL ORDER



16 x 16 x 2 3/4"
40 x 40 x 7cm



8 x 16 x 2 3/4"
20 x 40 x 7cm

Laying patterns can be found on page 148. **NOTE:** 24" and 6cm Random not suitable for vehicular applications.



UMBRIANO®

TOP

PAVER: Summer Wheat with Town Hall®
(Burgundy Red) accent

STEPS: Natural Stone (Indian Coast)
coping and steps

BOTTOM

Midnight Sky with Copthorne®
(Basalt) accent

OPPOSITE

Summer Wheat









Cobalt Grey with Pepered Granite accent

TRIBECA COBBLE™

COLORS*



COBALT GREY



PEPPERED GRANITE



LARGE RECTANGLE
5 1/8 x 12 x 2 3/4"
13 x 30.5 x 7cm



MEDIUM RECTANGLE
5 1/8 x 9 x 2 3/4"
13 x 23 x 7cm



SMALL RECTANGLE
5 1/8 x 7 x 2 3/4"
13 x 17.5 x 7cm

RANDOM BUNDLE

TECHNICAL ADVANTAGES

ENDURACOLOR™

Refined surface and long-lasting color
Granite, Quartz and Marble
surface materials

DRIVE FRIENDLY

Can handle vehicular loads

PERMEABLE

Can be installed to allow water
to flow through


Laying patterns can be found on page 148.






Nuvola


COLORS*



CASTANO



CREMO



NUVOLA



8 x 16 x 2¼"
20 x 40 x 7cm

Laying patterns can be found on page 148.

SENZO™

TECHNICAL ADVANTAGES

ENDURACOLOR™

Refined surface and long-lasting color

EASYCLEAN™ STAIN RESISTANCE - CF 100

Factory sealed to provide integral surface protection from stains

DRIVE FRIENDLY

Can handle vehicular loads





 ELEGANCE™

RICHCLIFF®


Inspired by the texture of natural cut flagstone, Richcliff offers superior durability and timeless appeal for driveways, patios, walkways and commercial projects. A multitude of stone textures were cast using Reala™ Technology, to ensure that finished projects will have a completely random, and natural appearance. And unlike natural stone, which can crack, split and fade, Richcliff is virtually indestructible. Ultima™ Concrete Technology makes Richcliff up to four times stronger than conventional poured concrete. A new large rectangle size is now available for use on its own or in combination with the traditional 3-stone random bundle for expanded patterning options and a larger scale look.






Pebble Taupe and Dawn Mist Blend


COLORS*



DAWN MIST



PEBBLE TAUPE



PEBBLE TAUPE / DAWN MIST BLENDED ON SITE



RECTANGLE
12 x 9 x 2 3/8"
30 x 22.6 x 6cm



SQUARE
9 x 9 x 2 3/8"
22.6 x 22.6 x 6cm



SMALL RECTANGLE
6 x 9 x 2 3/8"
15 x 22.6 x 6cm



LARGE RECTANGLE
21 x 12 x 2 3/8"
52.8 x 30.2 x 6cm
SOLD SEPARATELY - SPECIAL ORDER

RANDOM BUNDLE

RICHCLIFF® TECHNICAL ADVANTAGES

ELEGANCE™

Deep rich colors and unique textures

REALA™ TECHNOLOGY

Cast natural stone

ULTIMA™ CONCRETE TECHNOLOGY

Up to 4x stronger than poured-in-place concrete

DRIVE FRIENDLY

Random Bundle can handle vehicular loads

NOTE: 21" x 12" not suitable for vehicular applications. Laying patterns can be found on page 148.





 ELEGANCE™

COURTSTONE®


The polished look of Courtstone brings a luxurious, old-world elegance to driveways and walkways, with Ultima™ which provides up to four times the strength of conventional poured concrete. Using Reala™ Technology, the unique shapes of Courtstone were cast from real European cobblestones, but manufactured with a consistent base for efficient installation and superior interlock. It's a look that has remained popular for centuries. The stone's non-linear shape means it's possible to create smooth looking curves with minimal cuts. This, in combination with a rich color palette, makes Courtstone a frequent choice for borders and banding accents.






Basalt


COLORS*




BASALT




BELGIAN BLUE




BASALT / BELGIAN BLUE BLENDED ON SITE



DAWN MIST



PEBBLE TAUPE



DAWN MIST / PEBBLE TAUPE

COURTSTONE®

TECHNICAL ADVANTAGES

ELEGANCE™

Deep rich colors and unique textures

REALA™ TECHNOLOGY

Cast from historic European cobble stones

ULTIMA™ CONCRETE TECHNOLOGY

Up to 4x stronger than poured-in-place concrete

DRIVE FRIENDLY

Can handle vehicular loads



RANDOM BUNDLE

XL RECTANGLE
5 1/8 x 8 3/8 x 2 3/8"
13 x 21.5 x 6cm



LARGE RECTANGLE
5 1/8 x 7 1/4 x 2 3/8"
13 x 18.5 x 6cm



RECTANGLE
5 1/8 x 6 1/2 x 2 3/8"
13 x 16.5 x 6cm



SMALL RECTANGLE
5 1/8 x 5 3/4 x 2 3/8"
13 x 14.5 x 6cm



SQUARE
5 1/8 x 5 1/8 x 2 3/8"
13 x 13 x 6cm

Laying patterns can be found on page 148.





 ELEGANCE™

TOWN HALL®


The substantial proportions and unique color blending of Town Hall is modeled after historic North American clay street pavers. The timeless look makes it an excellent choice for driveways, patios, walkways and more, in either traditional or permeable applications. The rich colors and classic shape also make it popular for borders, banding and other accents in pavers, walls and vertical features. To ensure projects have a random appearance, Town Hall textures were cast from a multitude of different surfaces using Reala™ Technology, and Ultima™ Concrete Technology was used to create superior durability. The result is vintage, streetscape charm that stands the test of time.






Basalt with Umbriano® (Winter Marvel) accent

COLORS*




BURGUNDY RED




BURNT CLAY



OLD OAK



3 COLOR BLEND BLENDED ON SITE



BASALT



STANDARD
4 x 9¾ x 2¾"
10 x 25 x 7cm

Laying patterns can be found on page 148.

TOWN HALL® TECHNICAL ADVANTAGES

ELEGANCE™

Deep rich colors and unique textures

REALA™ TECHNOLOGY

Cast from historic brick

ULTIMA™ CONCRETE TECHNOLOGY

Up to 4x stronger than
poured-in-place concrete

DRIVE FRIENDLY

Can handle vehicular loads

PERMEABLE

Can be installed to allow water
to flow through





 ELEGANCE™

COPTHORNE®

Inspired by the rich color and timeworn beauty of European street pavers, Copthorne offers more delicate dimensions than Town Hall®. These proportions make it possible to design curved walkways and borders using Copthorne, without the need for cutting. Cast using Reala™ Technology for an authentic surface appearance, and using Ultima™ Concrete Technology to deliver up to four times the strength of conventional poured concrete, Copthorne offers timeless beauty for driveways, walkways, patios, vertical feature accents and more.



3 Color Blend (Burgundy Red, Burnt Clay and Old Oak) with Brussels Block[®] (Sandstone) accent and Rivercrest[®] Wall (Buff) with Ledgestone coping and steps (Buff)



Steel Blue with Basalt accent


COLORS*




BURGUNDY RED




BURNT CLAY




OLD OAK



3 COLOR BLEND BLENDED ON SITE



BASALT



STEEL BLUE SPECIAL ORDER



STANDARD
2½ x 7⅞ x 2⅜"
6.5 x 20 x 6cm

Laying patterns can be found on page 148.

COPTHORNE® TECHNICAL ADVANTAGES

ELEGANCE™

Deep rich colors and unique textures

REALA™ TECHNOLOGY

Cast from historic brick

ULTIMA™ CONCRETE TECHNOLOGY

Up to 4x stronger than poured-in-place concrete

DRIVE FRIENDLY


Can handle vehicular loads



PAVERS

BORDERS & BANDING

Like crown molding provides the finishing touch to a room in your home, smartly planned borders and banding in your driveway, walkway or patio can elevate your project from good to great.






PAVER Richcliff® (Dawn Mist)
ACCENT Courtstone® (Basalt)



PAVER Artline™ (Granite)
ACCENT Series™ (Black Granite)




PAVER Mattoni (Sable Blend)
ACCENT Mattoni (Dark Charcoal)



PAVER Beacon Hill™ Flagstone (Fossil)
ACCENT Cophorne® (Basalt)



PAVER Beacon Hill™ Smooth (Birch)
ACCENT Town Hall® (Burnt Cay)



PAVER Umbriano (French Grey)
ACCENT Mattoni (Dark Charcoal)



PAVER Courtstone (Basalt)
ACCENT Cophorne (Burgundy Red) and Courtstone (Basalt)



PAVER Bristol Valley® (Granite)
ACCENT Town Hall (Basalt)



PAVER Umbriano® (Summer Wheat)
ACCENT Cophorne (3 Color Blend)



Wall - U-Cara® Granite (Pitched) with Natural Blend (Smooth) accent and Universal Coping (Light Grey)
Paver - Beacon Hill™ Smooth (Granite) with Town Hall® (Basalt) accent



UNILOCK® COLLECTION OF

RETAINING WALLS & VERTICALS

Unlimited creative possibilities exist for retaining soil or building vertical features like grill islands and firepits. Now the durability of EnduraColor™ is available, thanks to our new U-Cara® multi-face wall system.



The U-Cara Multi-Face Wall System represents a revolution in wall design.

This patented system, exclusive to Unilock®, is comprised of two basic components:

- | Sure Track™ backer blocks provide dimensionally accurate structure
- | U-Cara fascia panels provide unlimited design options



1 CHOOSE YOUR BLOCK



SURE TRACK STANDARD BACKER
6 x 8 x 6"
15 x 20 x 15cm



SURE TRACK LARGE BACKER
6 x 7 x 12"
15 x 17.5 x 30cm

2 SELECT YOUR FASCIA STYLE

Pitched



STANDARD FASCIA PANEL (Pitched & Smooth)
6 x 18½ x 2¾"
15 x 46.6 x 6cm

Smooth



U-Cara fascia panels are available in a variety of colors and textures, including **exclusive Unilock EnduraColor™ finishes.**

CLOSED END PANELS FOR CORNERS

CORNER BUNDLE



STANDARD FASCIA HALF PANEL (Pitched & Smooth)
6 x 9¼ x 2¾"
15 x 23.3 x 6cm




CLOSED-END FASCIA PANEL (Pitched & Smooth)
6 x 21 x 2¾"
15 x 53 x 6cm

COPING AND BASE UNITS



UNIVERSAL COPING
19 x 14 x 2¾"
48.2 x 35.5 x 7cm



U-GRIP™ BASE PAD
19 x 14 x 2"
48.2 x 35.5 x 5.5cm



SURE TRACK CORNER INSERT
L = 2"
5cm



LEFT - FIRE FEATURE

Granite (Pitched Face) with
Universal Coping (Light Grey)



RIGHT - SEAT WALL

Sierra (Pitched Face) with
Ledgestone™ Fullnose Coping (Buff)
PAVER: Beacon Hill™ Flagstone
with Mattoni

BOTTOM - GRILL ISLAND

Natural Blend (Smooth Face) with
Granite (Pitched Face) accent and
Universal Coping (Light Grey)



Use U-Cara to
build Retaining
Walls, Seat Walls,
Pillars, Planters,
Fire Features, Grill
Islands and more!


U-CARA®

PITCHED FACE

COLORS*



GRANITE



NATURAL BLEND



SIERRA

SMOOTH FACE



GRANITE



NATURAL BLEND



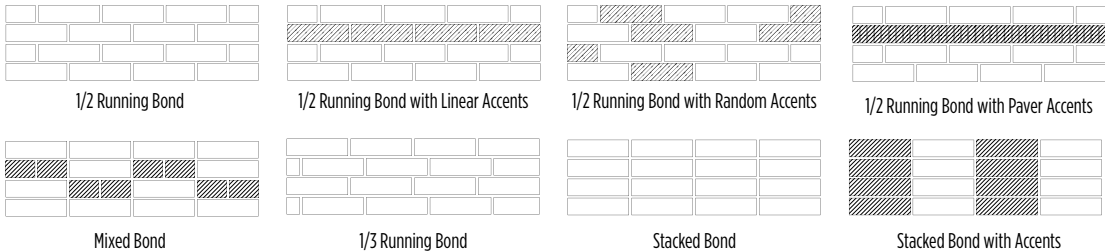
SIERRA

TECHNICAL ADVANTAGES

ENDURACOLOR™

Refined surface and long-lasting color

U-Cara Fascia panels can be placed anywhere along the Sure Track Backer Block, allowing for a variety of patterns, color and texture combinations not possible with other systems.



For U-Cara we recommend using LedgeStone 14" x 24" coping. See page 141 for color options.

For more coping options see pages 138-147.



U-CARA®

TOP

WALL AND FIREPIT:

Natural Blend (Smooth Face) with
Universal Coping (Light Grey)

BOTTOM

ISLAND AND PILLARS:

Granite (Pitched Face)

PAVER: Beacon Hill™ Smooth
(Granite Blend) with Umbriano®
(Midnight Sky) accent

OPPOSITE

GRILL ISLAND:

Natural Blend (Smooth Face) with
Granite (Pitched Face) accent and
Universal coping (Light Grey)

WALL: Granite (Pitched Face) with
Universal coping (Light Grey)







LEFT

PILLARS AND STEPS: Rapid Pillar System (Buff) with Ledgestone™ (Buff) treads



RIGHT

FIRE FEATURE: Coastal Slate with Natural Stone (Black River) coping

BOTTOM

FIREPIT: Buff Firepit Kit



RIVERCREST® WALL

COLORS*



BUFF



COASTAL SLATE

TECHNICAL ADVANTAGES

STONEMARK™

Naturally detailed surface

REALA™ TECHNOLOGY

Cast from natural stone



In 2013, Rivercrest Wall received the "red dot" award for high design quality and innovation.

www.registration.pd.red-dot.de



STANDARD UNIT 1
8 x 9-10 x 2¼"
20 x 23-25 x 6cm



STANDARD UNIT 2
12 x 9-10 x 2¼"
31 x 23-25 x 6cm



STANDARD UNIT 3
12 x 9-10 x 2¼"
31 x 23-25 x 6cm



STANDARD UNIT 4
17 x 9-10 x 2¼"
42.5 x 23-25 x 6cm

RANDOM BUNDLE



JUMPER UNIT 1
8 x 9-10 x 4½"
20 x 23-25 x 11.4cm



JUMPER UNIT 2
12 x 9-10 x 4½"
31 x 23-25 x 11.4cm



JUMPER UNIT 3
12 x 9-10 x 4½"
31 x 23-25 x 11.4cm



JUMPER UNIT 4
17 x 9-10 x 4½"
42.5 x 23-25 x 11.4cm

JUMPER BUNDLE



LONG CORNER UNIT
17 ½ x 9-10 x 2 ¼"
45 x 23-25 x 5.7cm



SHORT CORNER UNIT
14 ½ x 9-10 x 2 ¼"
37.5 x 23-25 x 5.7cm

CORNER BUNDLE



RIVERCREST FIREPIT KIT

See page 132 for more information.




PILLAR UNIT
20 x 20 x 4½"
50 x 50 x 11.4cm

Pillar cap sold separately.

COPING

For Rivercrest Wall we recommend using Ledgestone 24" x 12" coping. See pages 141 for color options.



U-GRIP™ BASE PAD
19 x 14 x 2"
48.2 x 35.5 x 5.5cm



RIVERCREST WALL®

TOP

GRILL ISLAND: Coastal Slate with Copthorne® (Basalt) accent

PAVERS: Umbriano® (Winter Marvel) with Courtstone® (Basalt) accent

BOTTOM

RETAINING WALL: Buff with Ledgestone™ (Buff) coping

OPPOSITE

SEAT WALL AND FIREPIT: Coastal Slate with Series™ (Black Granite) accent and Ledgestone (Grey) and Brussels Fullnose™ (Limestone) coping

PAVER: Umbriano® (Midnight Sky) with Series (Black Granite) accent







LEFT

GRILL ISLAND: Mahogany Ash
PAVER: Artline™ (Sierra) with
 Town Hall® (Basalt) accent


RIGHT

PILLAR AND WALL: Limestone with
 Series™ (Black Granite) accent and
 Ledgestone™ (Grey) coping and
 pillar cap

BOTTOM

WALL AND WATER FEATURE:
 Limestone with Midnight Charcoal
 accent and Natural Stone Cliff Grey)
 coping

PAVER: Richcliff® (Dawn Mist and
 Pebble Taupe) with Courtstone®
 (Basalt) accent



LINEO® DIMENSIONAL STONE

COLORS*



MAHOGANY ASH




MIDNIGHT CHARCOAL



LIMESTONE



SANDSTONE



24 x 4 x 8"
60 x 10 x 20cm



20 x 4 x 8"
50 x 10 x 20cm



16 x 4 x 8"
40 x 10 x 20cm



12 x 4 x 8"
30 x 10 x 20cm


RANDOM BUNDLE



PILLAR UNIT / CORNER UNIT
16 x 4 x 8"
40 x 10 x 20cm



LEDGESTONE™ PILLAR CAP
29 x 29 x 4"
74 x 74 x 10cm



U-GRIP™ BASE PAD
19 x 14 x 2"
48.2 x 35.5 x 5.5cm

COPING

For Lineo Dimensional Stone pillar we recommend using Ledgestone 29" x 29" pillar cap. See page 141 for color options.



RIGHT
Sierra with Ledgestone™
Fullnose (Buff) coping

LEFT
Sierra with Ledgestone
(Buff) coping

BOTTOM
Sierra



ESTATE WALL®

COLORS*



SANDSTONE



SIERRA



LARGE WEDGE
16 x 6 x 9"
40 x 15 x 22.8cm



MEDIUM WEDGE
12 x 6 x 9"
30 x 15 x 22.8cm



SMALL WEDGE
8 x 6 x 9"
20 x 15 x 22.8cm

6" RANDOM BUNDLE

NOTE: Structural retaining walls greater than 2' high require professional engineering.



6" CORNER
12½ x 6 x 9"
32 x 15 x 23cm



COPING
12½ (9½) x 3 x 12"
32 (24) x 7.5 x 30cm



U-GRIP™ BASE PAD
19 x 14 x 2"
48.2 x 35.5 x 5.5cm

COPING

We recommend using Unilock's LedgeStone coping and pillar caps (page 141) to complement this great wall system.





LEFT

WATER FEATURE: Limestone with Copthorne® (Basalt) accent and Ledgestone™ (Grey) coping

PAVER: Copthorne (Basalt)



RIGHT

FIREPIT AND TV UNIT: Sandstone with Brussels Fullnose™ (Sandstone) coping

PAVER: Beacon Hill Flagstone™ (Almond Grove Fusion) with Copthorne (3 Color Blend) accent

BOTTOM

GRILL ISLAND: Sandstone with Series™ (Black Granite) accent and Brussels Fullnose (Sandstone) ledge

PAVER: Brussels Block® (Sandstone)



BRUSSELS DIMENSIONAL SYSTEM™

COLORS*



COFFEE CREEK



DESERT SAND WHILE SUPPLIES LAST



LIMESTONE



MAHOGANY ASH



SANDSTONE



15" UNIT
15 x 4 x 8"
38.1 x 10 x 20cm



12" UNIT
12 x 4 x 8"
30.5 x 10 x 20cm



9" UNIT
9 x 4 x 8"
22.9 x 10 x 20cm

RANDOM BUNDLE



STANDARD/CORNER
4 x 8 x 12"
10 x 20 x 30cm



COPING
12 x 3 x 12"
30.5 x 7.6 x 30.5cm



U-GRIP™ BASE PAD
19 x 14 x 2"
48.2 x 35.5 x 5.5cm

SUNSET FIREPIT KITS

Round



Square



See page 132 for more information.

COPING

For coping options we recommend using Natural Stone (page 81) or LedgeStone (page 141).



Grindstone

MACKINAW

COLORS*



GRINDSTONE

COPING

For coping options we recommend using Natural Stone (page 79) or Ledgerstone (page 139).



LARGE WEDGE
 28½ (25½) x 5½ x 9"
 72 (65) x 14 x 23cm



MEDIUM WEDGE
 20 (17) x 5½ x 9"
 51 (43) x 14 x 23cm



SMALL WEDGE
 11½ (8½) x 5½ x 9"
 29 (22) x 14 x 23cm



CORNER/PILLAR UNIT
 17½ x 5½ x 9"
 44 x 14 x 23cm




Wall - Beechwood
 Paver - Beacon Hill™ Flagstone (Granite) with
 Copthorne® (Burgundy Red) accent

PISA2®

COLORS*




BEECHWOOD



CHARCOAL



GRANITE



RUSTIC RED



SANDSTONE



ST CLAIR



TAPERED
 8 x 6 x 12"
 20 x 15 x 30cm



CORNER
 12 x 6 x 8"
 30 x 15 x 20cm



12" COPING
 12 x 3 x 12"
 30 x 7.5 x 30cm



U-GRIP™ BASE PAD
 19 x 14 x 2"
 48.2 x 35.5 x 5.5cm




Sandstone



Natural

SPLIT'N STACK® WHILE SUPPLIES LAST

COLORS*



BEECHWOOD



RUSTIC RED



SANDSTONE



ST. CLAIR



COPING
8 x 4 x 8"
20 x 10 x 20cm

SIENASTONE®

COLORS*



BROWN AVAILABLE IN CLOSED-END COPING ONLY
SPECIAL ORDER



NATURAL AVAILABLE IN ALL SIZES
SPECIAL ORDER



STANDARD 925
48 x 7¼ x 36½"
120 x 18.5 x 92.5cm



STANDARD 500
48 x 7¼ x 20"
120 x 18.5 x 50cm



CORNER 90° (LEFT & RIGHT)
43½" x 7¼" x 20"
110 x 18.5 x 50cm



CORNER 45° (LEFT & RIGHT)
43½" x 7¼" x 20"
110 x 18.5 x 50cm



CLOSED-END COPING
48" x 7¼" x 20"
120 x 18.5 x 50cm



Granite

ROMANPISA®

COLORS*



BEECHWOOD



GRANITE



ROMAN COPING
12 x 3 x 12"
30 x 7.5 x 30cm



TAPERED
8 x 6 x 12"
20 x 15 x 30cm



CORNER
12 x 6 x 8"
30 x 15 x 20cm

FIREPITS & FIREPLACES

RIVERCREST FIREPIT KIT This firepit kit is built with the Rivercrest® Wall. See page 119.



FIREPIT GRILL is included and fits securely into the firepit.



BELLA

The Bella pre-built fireplace is constructed from Rivercrest® Wall (page 119).

SUNSET FIREPIT KIT This firepit kit uses Brussels Dimensional System™. See page 127.



ROUND



ROUND



SQUARE



TUSCANY

The Tuscany pre-built fireplace is constructed from Brussels Dimensional System™ (page 127) and Copthorne® (page 105) accents.

FIRE FEATURES



BRUSSELS DIMENSIONAL SYSTEM™

This unique fire table and water feature combination is built using Brussels Dimensional System (page 127) with Natural Stone coping (page 81).



LINEO® DIMENSIONAL STONE

This contemporary firepit feature is built with Lineo Dimensional Stone (page 123) and LedgeStone™ coping (page 141).



RIVERCREST WALL

The fire table above is built using Rivercrest Wall (page 119) and LedgeStone coping (page 141).



U-CARA®

This custom fire feature is built using our new U-Cara Multi-Face Wall System (page 113) and Universal coping (page 143).



REMEMBER To ensure a long lasting fire feature, direct exposure to extreme heat from an open flame should be avoided. Always construct fire features with a protective heat barrier such as a metal insert, refractory blocks or approved firebrick to prevent potential heat damage.

PILLARS & WATER FEATURES



U-CARA®

The unique pillar and seat wall is built using our new U-Cara Multi-Face Wall System (page 113) and Universal coping (page 143) with LedgeStone™ pillar cap (page 141).



BRUSSELS DIMENSIONAL SYSTEM™

This double pillar entrance unit is built using Brussels Dimensional System (page 127) with LedgeStone pillar cap (page 141) and Town Hall® (page 101) accent.



RIVERCREST® PILLAR UNIT

The pillar above is built using the Rivercrest® Wall Rapid Pillar System (page 119) with Umbriano® (page 85) accent and LedgeStone (page 141) pillar cap.



LINEO® DIMENSIONAL STONE

This contemporary water feature is built using Lineo Dimensional Stone (page 123) and Natural Stone (page 81).



RIVERCREST® WALL

This poolside hot tub feature is built using Rivercrest® Wall (page 119) with Copthorne (page 105) accent LedgeStone coping (page 141).



BRUSSELS DIMENSIONAL SYSTEM™

The unique water feature above is built with Brussels Dimensional System and Brussels Fullnose™ (page 127) with LedgeStone pillar cap (page 141) and Copthorne® accent (page 105).



LOOKING FOR SOMETHING DIFFERENT? Speak to your contractor about using Unilock products to build a custom water feature or pillar that's just right for your project.

GRILL ISLANDS



U-CARA®

This unique grill is built using our new U-Cara Multi-Face Wall System (page 113) with Universal coping (page 141) and porcelain tile (page 83) counter-top.



BRUSSELS DIMENSIONAL SYSTEM™

The grill island shown above is built with Brussels Dimensional System (page 127) with Series™ (page 79) accent and LedgeStone™ (page 141) counter-top and coping.



LINEO® DIMENSIONAL STONE

This modern grill island is built using Lineo Dimensional Stone (page 123).



RIVERCREST® WALL

This exceptional grill island is built using Rivercrest Wall (page 119) with Umbriano® (page 85) accent.




LOOKING FOR SOMETHING DIFFERENT? Speak to your contractor about using Unilock products to build a custom grill island that's just right for your project.



WALLS

BORDERS & BANDING

Using contrasting colors and textures to band landscape walls and other vertical features is a popular design touch. These features can be coordinated with borders and banding in the paving portion of your project.





WALL Brussels Dimensional System™ (Desert Sand)
ACCENT Cophthorne® (3 Color Blend)



WALL Rivercrest® Wall (Coastal Slate)
ACCENT Cophthorne® (Basalt)



WALL Lineo® Dimensional Stone (Midnight Charcoal)
ACCENT Promenade™ Plank Paver (Opal Blend)



WALL Estate Wall® (Sierra)
ACCENT Series™ (Black Granite)



WALL Rivercrest Wall (Buff)
ACCENT Cophthorne® (Burgundy Red)



WALL Lineo® Dimensional Stone (Mahogany Ash)
ACCENT Lineo Dimensional Stone (Midnight Charcoal)



WALL U-Cara® (Sierra) Smooth Face
ACCENT U-Cara (Sierra) Pitched Face



WALL U-Cara (Midnight Sky) Umbriano®
ACCENT U-Cara (Natural Blend) Smooth Face



WALL U-Cara (Granite) Pitched Face
ACCENT U-Cara (Natural Blend) Smooth Face



Wall - U-Cara Granite (Pitched) with Natural Blend (Smooth) accent and Universal Coping (Light Grey)
Paver - Umbriano (French Grey) with Town Hall (Basalt) accent



UNILOCK® COLLECTION OF

STEPS, TREADS & COPING

From classic, fullnose shapes to pitched-face edges, our steps, treads and coping offer a wide variety of choices for the finishing touch on your project.



LEFT
Ledgestone Fullnose Buff
with Brussels Dimensional System™
(Desert Sand)



RIGHT
Ledgestone Step Buff

BOTTOM
Ledgestone Coping Buff with Brussels
Dimensional System (Limestone)



LEDGESTONE™ STEPS & COPING

COLORS*



BUFF



GREY

TECHNICAL ADVANTAGES

REALA™ TECHNOLOGY

Cast from natural stone

COPING UNIT
24 x 12 x 2¾"
61 x 30.5 x 7cm



36" STEP SPECIAL ORDER
36 x 18 x 6"
91.4 x 45.7 x 15.2cm



CLOSED END COPING
24 x 12 x 2¾"
61 x 30.5 x 7cm



48" STEP
48 x 24 x 6"
122 x 61 x 15.2cm



LARGE COPING UNIT
NEW FOR 2019
30 x 13½ x 2¾"
122 x 61 x 7cm



72" STEP SPECIAL ORDER
72 x 24 x 6"
183 x 61 x 15.2cm



LARGE CLOSED END COPING
NEW FOR 2019
30 x 13½ x 2¾"
122 x 61 x 7cm



FULLNOSE COPING
NEW SIZE
24 x 12 x 2⅝"
61 x 30.5 x 6cm



LEDGESTONE PILLAR CAP

24" PILLAR CAP
24 x 24 x 4"
60 x 60 x 10cm

29" PILLAR CAP
29 x 29 x 4"
74 x 74 x 10cm





Granite



Natural

ROMANPISA®

COLORS*



BEECHWOOD




GRANITE



ROMAN COPING
12 x 3 x 12"
30 x 7.5 x 30cm

SIENASTONE®

COLORS*



BROWN



NATURAL




COPING/STEP UNIT
48" x 7½" x 20"
120 x 18.5 x 50cm



UNIVERSAL COPING

COLORS*




CHARCOAL



GREY



TAN



COPING
19 x 14 x 2³/₄"
48.2 x 35.5 x 7cm

TECHNICAL ADVANTAGES

ENDURACOLOR™

Refined surface and long-lasting color




Beechwood

PISA2[®] COPING

COLORS*



BEECHWOOD



CHARCOAL



GRANITE



RUSTIC RED



SANDSTONE



ST CLAIR



12" COPING
12 x 3 x 12"
30 x 7.5 x 30cm



Black River Coping and Pillar Cap




Indian Coast Steps and Coping

NATURAL STONE COPING & STEPS


COLORS*



BLACK RIVER



INDIAN COAST



STONE CLIFF GREY



NATURAL EDGE COPING 4'
12 x 48 x 2"
30 x 120 x 5cm



NATURAL EDGE COPING 6'
12 x 72 x 2"
30 x 183 x 5cm

FULLNOSE COPING 4'
12 x 48 x 2"
30 x 120 x 5cm

FULLNOSE COPING 6'
12 x 72 x 2"
30 x 183 x 5cm



NATURAL EDGE STEP
16 x 48 x 6"
40 x 120 x 15cm
SPECIAL ORDER



24" PILLAR CAP
24 x 24 x 4"
60 x 60 x 10cm
SPECIAL ORDER




28" PILLAR CAP
28.5 x 28.5 x 4"
72 x 72 x 10cm
SPECIAL ORDER




Sandstone

BRUSSELS DIMENSIONAL COPING

COLORS*



COFFEE CREEK



DESERT SAND WHILE SUPPLIES LAST



LIMESTONE



MAHOGANY ASH



SANDSTONE



COPING
12 x 3 x 12"
30.5 x 7.6 x 30.5cm



Sandstone

BRUSSELS FULLNOSE™

COLORS*



COFFEE CREEK



DESERT SAND WHILE SUPPLIES LAST



LIMESTONE



MAHOGANY ASH

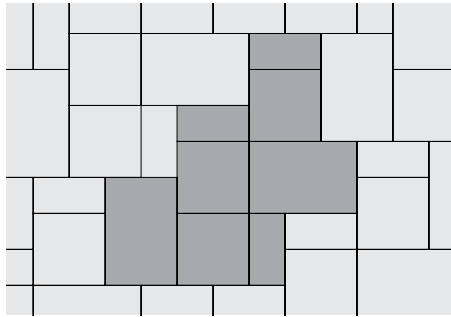


SANDSTONE

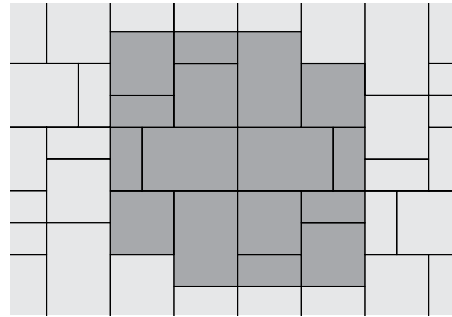


STANDARD
6 x 12 x 2¼"
15 x 30 x 7cm

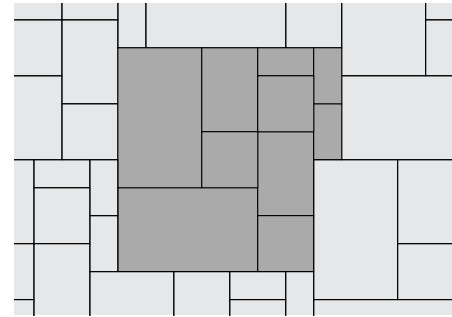
POPULAR LAYING PATTERNS



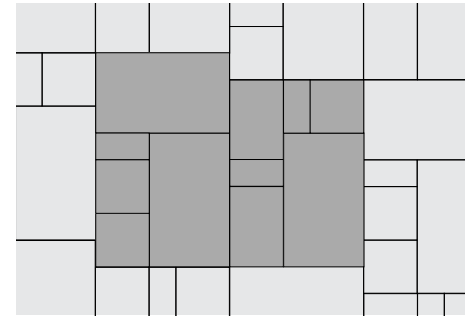
BEACON HILL™ RANDOM A - 40% Large Rectangle, 40% Square, 20% Small Rectangle



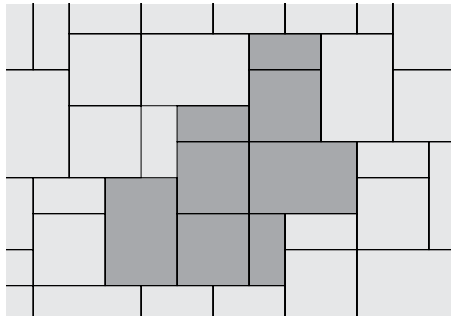
BEACON HILL™ RANDOM B - 40% Large Rectangle, 40% Square, 20% Small Rectangle



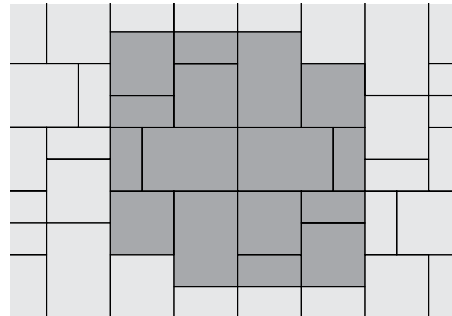
BEACON HILL™ G - 50% Random Bundle, 50% XL Unit



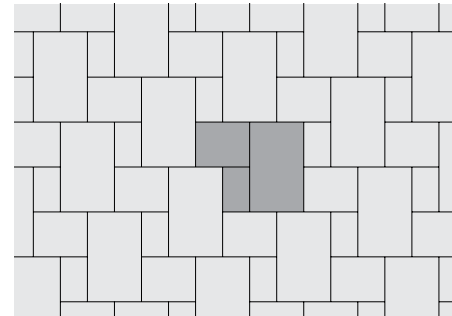
BEACON HILL™ H - 40% Random Bundle, 60% XL Unit



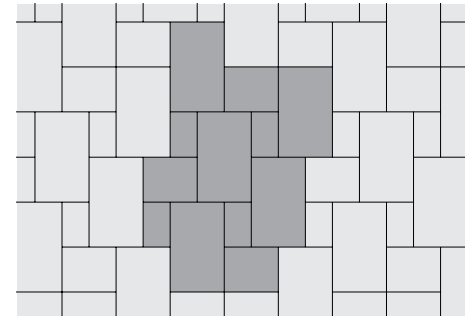
BRISTOL VALLEY™ RANDOM A - 40% Large Rectangle, 20% Small Rectangle, 40% Square



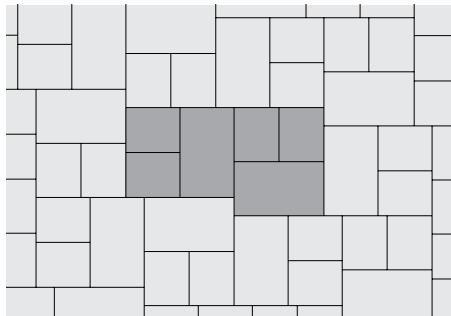
BRISTOL VALLEY™ RANDOM B - 40% Large Rectangle, 20% Small Rectangle, 40% Square



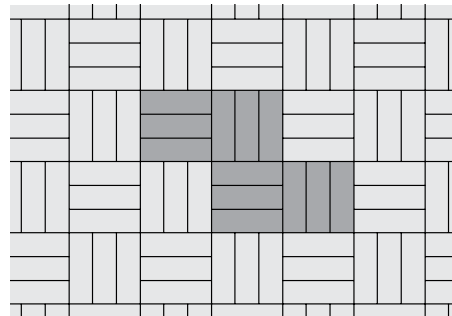
BRUSSELS BLOCK™ Y - 57% XL, 29% Standard, 14% Half




BRUSSELS BLOCK™ Z - 67% XL, 20% Standard, 13% Half




BRUSSELS BLOCK™ AC - 50% XL, 50% Standard




COPTHORNE™ A - 100% Standard



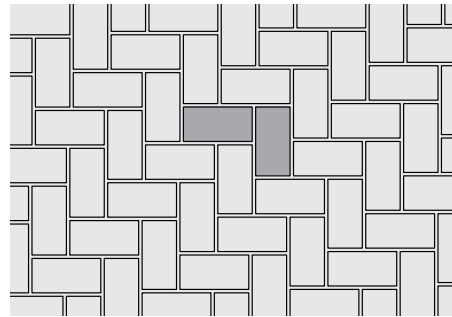
COPTHORNE™ B - 100% Standard



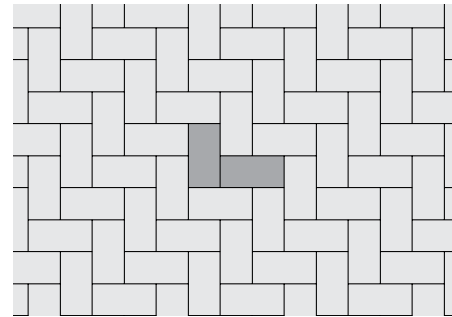
COURTSTONE - 100% Random Bundle



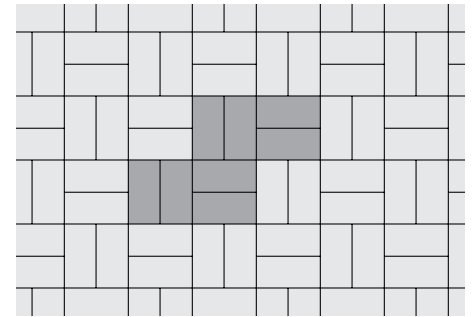
ARTLINE™ RANDOM - 100% Random Bundle



ECO-PRIORA™ E - 100% Standard




HOLLANDSTONE/HOLLAND PREMIER C - 100% Standard




HOLLANDSTONE/HOLLAND PREMIER D - 100% Standard


POPULAR LAYING PATTERNS



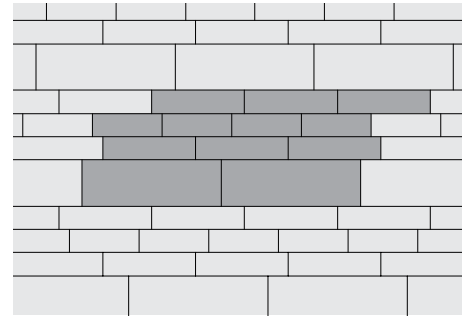
MATTONI A - 100% Standard



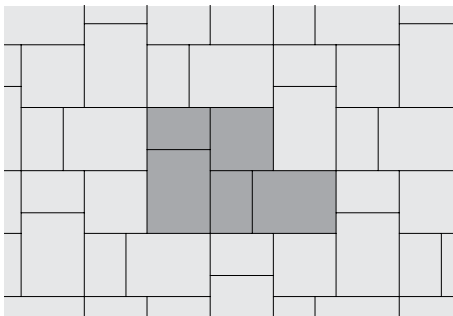
MATTONI B - 100% Standard



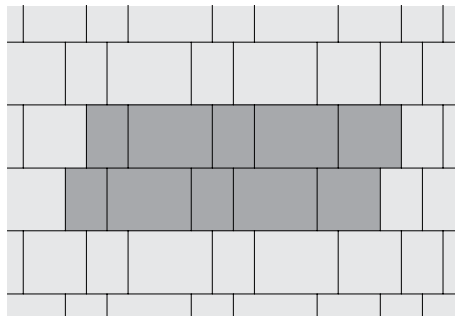
PROMENADE PLANK PAVER E - 100% 4 x 16"



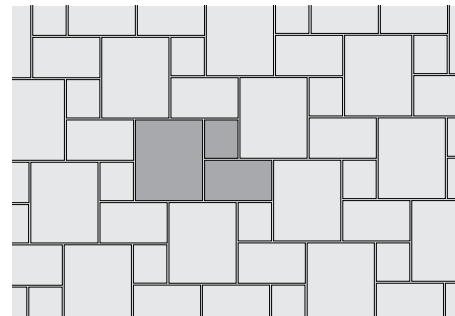
PROMENADE PLANK PAVER G - 20% 4 x 12",
40% 4 x 16", 8% 8 x 24"




RICHCLIFF A - 53% 12 x 9", 20% 9 x 9",
27% 6 x 9"



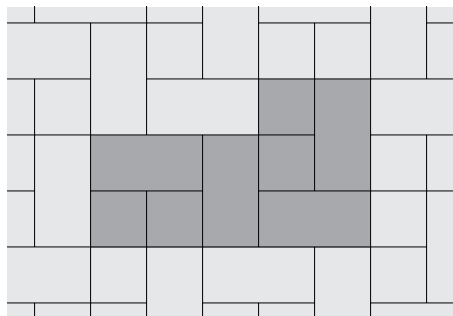
RICHCLIFF B - 53% 12 x 9", 20% 9 x 9",
27% 6 x 9"



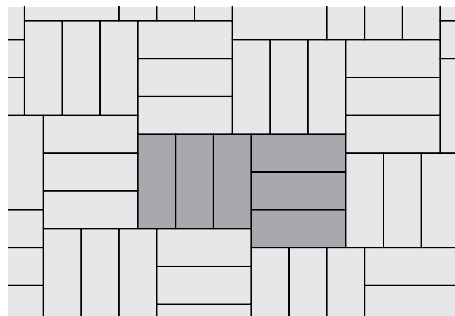
THORNBURY A - 49% Large Rectangle, 34%
Medium Rectangle, 17% Small Rectangle



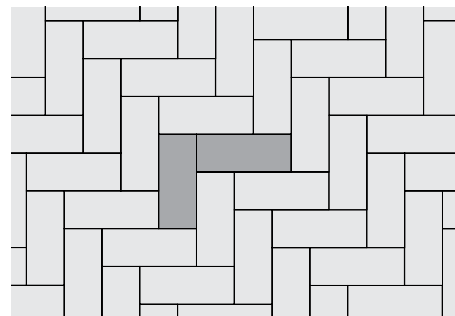
THORNBURY C - 49% Large Rectangle, 34%
Medium Rectangle, 17% Small Rectangle




SENZO B - 67% Rectangle, 33% Square



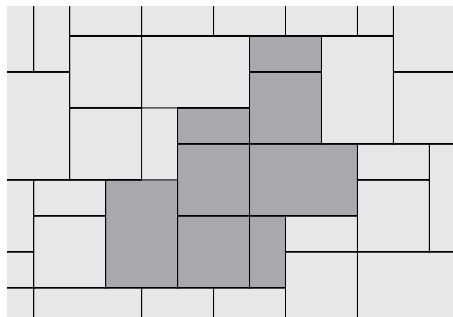
TOWN HALL A - 100% Standard



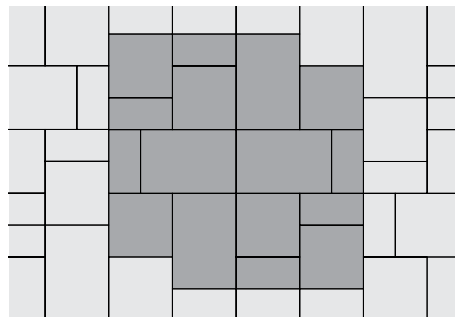
TOWN HALL B - 100% Standard




TRIBECA COBBLE - 100% Random Bundle



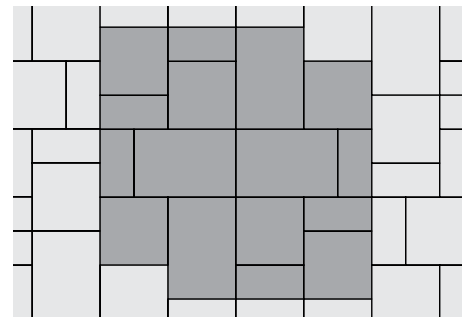
UMBRIANO RANDOM A - 40% Large Rectangle,
40% Square, 20% Small Rectangle



UMBRIANO RANDOM B - 40% Large Rectangle,
40% Square, 20% Small Rectangle



WESTPORT A - 40% Large Rectangle, 20%
Small Rectangle, 40% Square



WESTPORT B - 40% Large Rectangle, 20%
Small Rectangle, 40% Square

INDEX

PAVERS AND WALLS

Artline™	73...6, 9, 13, 17
Beacon Hill™ Flagstone	59...18-19
Beacon Hill™ Smooth	63...14, 110
Bristol Valley*	69...9, 14
Brussels Block*	51...7, 13, 23
Brussels Dimensional System™	127...5, 10, 13, 17, 19-20
Brussels Dimensional Coping	146
Brussels Fullnose™	147...13
Copthorne*	105...7, 9, 12-13, 20
Courtstone*	97...7, 20, 22, 24-25
Double Holland*	55
Eco-Priora™	52
Eco-Optiloc*	53
Estate Wall*	125...20
Hollandstone™	55
Holland Premier™	57
Il Campo*	56
Ledgestone™	141...6, 10, 13, 17, 19
Lineo* Dimensional Stone	123...4, 10, 13
Mattoni	71...19
Mackinaw	128
Natural Stone	81...4-5, 11
Natural Stone Coping & Steps	145...7
Olde Greenwich Cobble*	54
Pisa2*	129
Pisa2 Coping	144
Porcelain Tile	83
Promenade™ Plank Paver	77
RomanPisa*	131
RomanPisa Coping	142
Richcliff*	93...5, 10, 15, 47
Rivercrest* Wall	119...2-3, 5, 9, 16, 19, 23
Senzo™	91
Series™	79...9, 10, 17
SienaStone*	130
SienaStone Coping	142
SpiltN' Stack*	130
Thornbury™	67...22, 24
Tribeca Cobble™	89...12, 25
Town Hall*	101...7, 16, 20-21, 23
U-Cara*	113...8, 11, 17, 114, 139
Umbriano*	85...2-3, 8-9, 16-18, 20, 22
Universal Coping	143...138
Westport™	49

TOPICS OF INTEREST

Borders and Banding, Pavers	108-109
Borders and Banding, Walls	136-137
Classic	28
ColorFusion™	29...85
Construction 101	30
Coping	138-147
EnduraColor™	28
Elegance™	28
EasyClean™	29...85, 91
Firepits	132...5, 8, 10, 17, 19
Fireplaces	132...10, 20
Grill Islands	135...10, 16
Joint Material	31
Laying Patterns	148-149
Maintenance	33
Outdoor Idea Center	42
Permeable Pavers	32...52-53, 67, 89, 103
Pillars	134...9, 13, 23
Design	40
Reala™	29...95, 99, 103, 119, 141, 107
Retaining Walls	110-131...3, 11, 20-21
Sealing	33
Steps	138-147
Ultima™	29...95, 99, 103, 107
Water Features	134...13, 17



ON THE COVER

PAVER: Beacon Hill Smooth (Granite) with Town Hall (Basalt) accent

SEAT WALL: U-Cara (Granite Pitched Face) with U-Cara (Natural Blend Smooth Face) accent and Universal Coping (Light Grey) with Ledgestone (Grey) pillar cap

FIREPIT: U-Cara (Natural Blend Smooth Face)

Unilock Ltd. and Hengestone Holdings, Inc. are the owners or authorized users of all trademarks used in this publication unless otherwise specified.

Senzo™ and Umbriano™ are trademarks of Metten Stein + Design GmbH & Co KG used under license by Unilock®.

Measurements throughout this portfolio are nominal.

Not all products shown are available at all Unilock locations. Log on to Unilock.com for availability.

*Colors shown in this catalog should be used only as a guide. Colors should always be chosen from actual samples. Contact your local Unilock representative for color availability in your area.

©2019 Hengestone Holdings, Inc.

Quality

FOR US, IT'S PERSONAL

Over 40 years ago, our founder stumbled upon a unique little European product called the Uni-Stone. Intrigued by the benefits of this revolutionary paving method, he decided to license the product and bring the concept to North America. He purchased a basic paver machine from Europe and hired a small staff to produce the stones.



Founder Ed Bryant - circa 1972

In those days, most sales of Unilock® were to large-scale commercial properties and streetscapes. Any lapse in quality would be costly and would jeopardize our owner's personal reputation. So quality was of paramount importance.

From these humble beginnings, through to the multinational company we are today, Unilock has remained a family-owned company that puts quality first. For us, it's not just a matter of dollars and cents, it's our personal reputation that's on the line. Our customers - Homeowners, Contractors, Landscape Designers and Architects, across North America - can rely on us to supply them with **quality product every time.**



We provide a Transferable Lifetime Guarantee on the structural integrity of our paving stones, slabs and retaining wall units for residential use. Any materials installed and maintained to our guidelines, and subject to normal wear, that prove defective, will be replaced without cost. Color matching cannot be guaranteed and replacement labor is not included.

UNILOCK®

DESIGNED TO CONNECT.™

UNILOCK.COM | 1-800-UNILOCK

BOSTON
(508) 278-4536

BUFFALO
(716) 822-6074

CHICAGO
(630) 892-9191

MILWAUKEE
(262) 742-3890

KANSAS
(913) 417-7985

MICHIGAN
(248) 437-7037

NEW YORK
(845) 278-6700

MID-ATLANTIC
(202) 798-2060

ONTARIO
(416) 646-9000

OHIO / WESTERN PA
(330) 927-4000

CINCINNATI / KY / TN
(513) 202-0219

