



UNILOCK[®]
DESIGNED TO CONNECT.

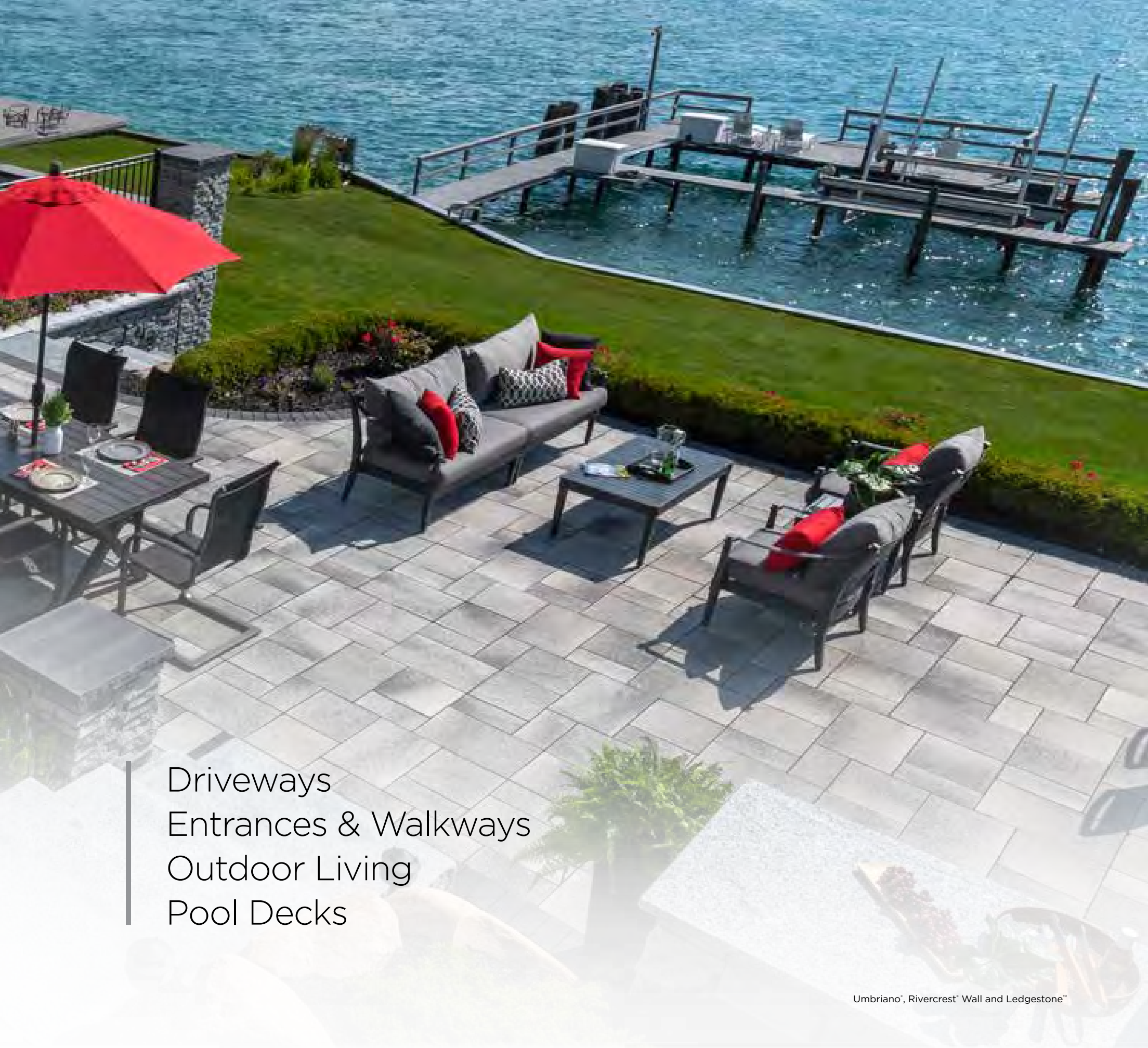
2019
PAVERS AND WALLS

An aerial view of a luxurious outdoor living space. In the center, there is a hot tub with a person relaxing inside. The hot tub is surrounded by a stone and metal fence. To the right, there is a patio area with a table and chairs, and a red umbrella. The background shows a body of water and a green hillside.

DREAM


SOMETHING FOR EVERYONE

Whether you're dreaming of an intimate patio, a practical driveway or a luxurious outdoor living space, Unilock® has a variety of paver and wall options to choose from.



Driveways
Entrances & Walkways
Outdoor Living
Pool Decks





OPPOSITE

PAVER: Natural Stone (Indian Coast) with Natural Stone (Black River) accents

WALL AND PILLARS: Lineo® Dimensional Stone (Platinum)

LEFT

PAVER: Natural Stone (Stone Cliff Grey)

GRILL ISLAND AND FIREPIT: Rivercrest® Wall (Buff) and Rivercrest Firepit Kit (Buff)

RIGHT

PAVER: Richcliff® (Pebble Taupe and Dawn Mist Blend) with Cophorne® (3 Color Blend) accent

SEAT WALL AND FIREPIT: Brussels Dimensional Stone® (Limestone) and Ledgestone™ (Buff) steps





OPPOSITE

PAVER: Artline™ (Platinum)

STEPS AND PILLARS:

Brussels Dimensional Stone® (Limestone)

TOP

PAVER: Umbriano® (Summer Wheat) with Town Hall® (Burnt Clay) accent and paver rug with Natural Stone (Indian Coast) coping

BOTTOM

Courtstone® (Basalt) with Copthorne® (3 Color Blend) and Brussels Block® (Sandstone) accents





OPPOSITE

PAVER: Umbriano® (French Grey) with Town Hall® (Basalt) accent

SEAT WALL AND FIRE FEATURE: U-Cara® (Steel Grey) Pitched Face with U-Cara (Opal) Smooth Face accent and Universal (Opal) coping

PLANTERS AND STEPS: U-Cara (Steel Grey) Pitched Face with U-Cara (Opal) Smooth Face accent and Universal (Opal) coping

PILLARS: U-Cara (Opal) Smooth Face with U-Cara (Steel Grey) Pitched Face accent and Ledgestone™ (Grey) pillar caps

TOP

PAVER: Bristol Valley® (Bavarian Blend) with Cophthorne® (Basalt) accent and walkway

WALL, PILLARS AND GRILL ISLAND: Rivercrest® Wall (Buff) with Natural Stone coping

BOTTOM

Artline (Umbriano® Finish - Midnight Sky and Winter Marvel - custom order) with Series™ (Black Granite) accent



TOP

LOWER PAVER: Richcliff (Dawn Mist) with Courtstone® (Basalt) accent
UPPER PAVER: Promenade™ Plank Paver
GRILL ISLAND, WALL AND WATER FEATURE: Brussels Dimensional Stone® (Limestone) with Natural Stone (Black River) coping

BOTTOM

PAVER: Richcliff (Dawn Mist) with Brussels Block® (Sandstone) accent
FIREPLACE: Lineo® Dimensional Stone (Platinum) with Series™ (Black Granite) accent and Ledgestone™ (Grey) coping
SEAT WALL: Rivercrest® Wall (Coastal Slate) with Ledgestone™ (Grey) coping

OPPOSITE

WALL: U-Cara® (Steel Grey Pitched Face) with (Opal Smooth Face) accent and Natural Stone step treads and coping
PAVER: Beacon Hill™ Smooth (Opal) with Cophorne® (Basalt) accent









OPPOSITE

Tribeca Cobble™ (Cobalt Grey) with Tribeca Cobble (Peppered Granite) accent and Copthorne® (3 Color Blend) insert

TOP


PAVER: Copthorne® (3 Color Blend) with Brussels Block® (Sierra) accent

PILLARS: Brussels Dimensional Stone® (Sierra) with Brussels Fullnose™ (Sierra) coping

BOTTOM

PAVER: Artline™ (Platinum) with Town Hall® (Basalt) accent

WATER FEATURE, SEAT WALL AND FIREPIT: Lineo® Dimensional Stone (Sierra) with LedgeStone™ (Buff) coping and pillar caps





TOP

PAVER: Richcliff® (Dawn Mist) with Series™ (Black Granite) accent and Brussels Fullnose™ (Sandstone) coping

ISLAND AND PILLARS:

Estate Wall™ (Sierra) with Series (Black Granite) accent

BOTTOM

PAVER: Thornbury™ (Sierra)

FIRE FEATURE: Rivercrest® Wall (Coastal Slate) with Natural Stone (Black River) coping

OPPOSITE

Richcliff® (Dawn Mist)









OPPOSITE

PAVER: Umbriano (Winter Marvel) with Town Hall® (Basalt)

GRILL ISLAND, PILLARS AND FIREPIT: Rivercrest® Wall (Coastal Slate) with Copthorne® (Basalt) accent and Ledgestone™ (Grey) coping and pillar caps

TOP

PAVER: U-Cara® (Steel Grey) with Umbriano® (Midnight Sky) accent and Ledgestone™ (Grey) coping

PAVERS: Umbriano® (Winter Marvel) with Copthorne® (Steel Blue) accent

BOTTOM

PAVER: Umbriano (Summer Wheat) with Series™ (Black Granite) accent and Artline™ (Walnut) circle inset with Series (Black Granite) accent

SEAT WALL, PILLARS AND FIREPIT: Brussels Dimensional Stone® (Sierra) with Series (Black Granite) accent and Ledgestone (Buff) coping and pillar caps





OPPOSITE

Umbriano® (Summer Wheat) with Town Hall® (Burnt Clay) accent and Natural Stone (Indian Coast) step

LEFT

PAVER: Bristol Valley® (Steel Mountain) with Copthorne® (Basalt) and Brussels Block (Sandstone) accents and Brussels Fullnose™ (Sierra) coping

WALL: Brussels Dimensional Stone® (Sierra) with Ledgestone (Buff) coping and Brussels Fullnose (Sandstone) treads

RIGHT

PAVER: Beacon Hill™ Flagstone (Sierra)

WALL AND FIREPIT: Brussels Dimensional Stone® (Sierra) with Ledgestone (Buff) coping



TOP

PAVER: Beacon Hill™ Flagstone (River) with Courtstone® (Basalt) and Copthorne® (3 Color Blend) accents
WALL: Estate Wall® (River) and steps and Copthorne® (3 Color Blend) insert

BOTTOM

PAVER: Umbriano® (Summer Wheat) with Town Hall® (Burgundy Red) accent and walkway with Ledgestone™ (Buff) treads

WALL, GRILL ISLAND, PILLARS AND FIREPLACE: Brussels Dimensional Stone® (Sierra) with Town Hall (Burgundy Red) accent and Ledgestone (Buff) coping and pillar caps

OPPOSITE

Town Hall® (3 Color Blend)







TOP
 Umbriano® (Summer Wheat) and
 Courtstone® (Basalt) accent

BOTTOM
 Thornbury™ (Sierra) with Town Hall®
 (Basalt) accent

OPPOSITE
PAVER: Town Hall® (3 Color Blend) with
 Brussels Block® (Sandstone) accent
 and walkway
WALL AND STEPS: Rivercrest® Wall (Buff)
 and LedgeStone™ (Buff) coping








AWARDS
OF EXCELLENCE
BEST IN SHOW

Unilock Awards of Excellence **BEST IN SHOW**

At Unilock®, we believe the beauty of our products can only be fully realized through the outstanding design and installation skills of professional contractors. Because of this, we recognize and celebrate the best in design and installation with our annual Unilock Awards of Excellence competition. In place since 1994, the AOE is held at each Unilock location and showcases the best projects amongst hundreds of entries across various categories. For the past three years we have awarded a Best in Show prize to the most outstanding overall project, selected from all our regional winners across the U.S. and Canada.

This year's Best in Show winner is Ramos Masonry from Johnston, Rhode Island. They designed and installed this impressive driveway and pool deck. Instead of using one paver throughout, they used multiple pavers to add layers of visual interest. The driveway entrance featuring Tribeca Cobble and Courtstone, is used as a transition to the courtyard area, covered entirely in Thornbury. In addition to the driveway, Ramos Masonry also created a stunning pool deck and patio using Unilock Natural Stone.



BEST IN SHOW

OPPOSITE:
Thornbury™ (Sierra) with Courtstone®
(Belgian Blue) accent

TOP:
Natural Stone (Stone Cliff Grey) with
Natural Stone (Black River) coping

BOTTOM:
Tribeca Cobble™ (Cobalt Grey) with
Courtstone® (Dawn Mist) accent





LEARN

LOOK BEYOND THE SURFACE

There's more to a successful project than what you see on the finished surface. The construction of the base and the technology that goes into the products you choose, will determine how it looks in the years to come.

A photograph of a succulent plant with green and purple leaves in a small, light-colored pot, sitting on a light-colored tiled floor. The tiles are arranged in a grid pattern, and the succulent is positioned in the upper right quadrant of the image.

Unilock Technologies
Construction 101
Permeable Paving
Commercial Projects

UNILOCK®

THE ORIGINAL AND STILL THE BEST

All products are NOT created equal. Many products look great when they're first installed, but after time the difference in quality shows. For over 45 years, the very best designers and contractors have relied on Unilock to supply cutting edge paving and wall products that enable them to build extraordinary projects that stand the test of time.

Today, we remain the **only company** in North America with memberships in Eurobeton and Stein + Design, two **prestigious European concrete product innovation groups**. These exclusive relationships continue to put us on the leading edge of style and technology.



CONCRETE AT ITS BEST



GOOD CLASSIC

Our budget-friendly, Unilock Classic pavers and walls are manufactured to exceed ASTM standards for quality and strength. Available in classic shapes and styles, these products utilize a traditional **product mix of large and small aggregates** that's consistent from top to bottom with color mixed throughout.

BETTER ENDURACOLOR™

The refined surface of Unilock EnduraColor products is achieved with a **two step manufacturing process** that combines a base of coarser aggregates for a **stronger foundation**, with concentrated color and **wear-resistant finer aggregates on top**. This process protects the surface from the appearance of fading over time because the top layer prevents large, lighter color aggregates from ever showing through.


BEST ELEGANCE™

Deep, rich colors and a multitude of **unique Reala™ textures** combine to deliver the timeless beauty of Unilock Elegance. From the timeworn look of European cobblestones, to the classic luxury of riven natural stone slabs, our Elegance collection offers styles you can't get anywhere else, and thanks to Ultima Concrete, the look you purchase is the look that will last, with up to **4x the strength** of poured in place concrete.



The cost of pavers is only a small portion of the overall project budget.

DON'T COMPROMISE



EXCLUSIVE UNILOCK® TECHNOLOGIES

REALA™

A multitude of natural stone surfaces, brick and historic cobblestones were cast to create Unilock products utilizing Reala technology. The result is a wide variety of authentic textures with consistent dimensions which are more cost efficient to install.

REALA TECHNOLOGY PRODUCTS:
 COPTHORNE®, COURTSTONE®, RICHCLIFF®, RIVERCREST® WALL AND TOWN HALL®



ULTIMA™

Only Unilock has the technology to manufacture Ultima Concrete here in North America, resulting in pavers and walls with up to four times the strength of poured concrete. The look you purchase is the look that will last.

ULTIMA CONCRETE TECHNOLOGY PRODUCTS:
 COPTHORNE®, COURTSTONE®, RICHCLIFF® AND TOWN HALL®



COLORFUSION™

Color and granite particles are randomly dispersed using proprietary ColorFusion technology to achieve a unique mottled surface that resembles natural granite.

COLORFUSION TECHNOLOGY PRODUCTS:
 UMBRIANO® AND U-CARA®



EASYCLEAN™

Unlike after-market sealers which merely coat the top, EasyClean goes beyond the surface and becomes integral to the product during manufacturing. The result is enhanced surface color and protection from stains.

EASYCLEAN STAIN RESISTANCE PRODUCTS:
 ARTLINE™, BRISTOL VALLEY®, SENZO® AND UMBRIANO®

There are two EasyClean Factors (CF) to choose from:

CLEAN FACTORS (CF)	CF 90	CF 100
Pavers are pre-sealed at the factory	*	*
Enhanced resistance to weathering	*	*
Reduced dirt absorption	*	**
Stains from leaves, coffee, ketchup, mustard, wine and BBQ oils are easier to remove	*	**

LEARN

CONSTRUCTION 101

The long-term performance of your project is determined by the **quality of the work** that's done to prepare the base **below** your pavers and walls.



1 | EXCAVATION

The first step in any project is excavation of grass and topsoil.

The depth will depend on two factors:

- | **Soil Type** - Clay soil requires deeper excavation; sandy soil requires less.
- | **Use** - Heavy loads like driveways and retaining walls require deeper excavation; lighter loads like patios and walkways require less. Depth of excavation can be reduced by adding DriveGrid™ once the soil has been removed.

2 | GRAVEL BASE

The excavated area will be filled with a **base gravel**.

This gravel base needs to be:

- | **Strong enough** to handle the load of whatever is placed on the surface.
- | **Free draining** so that water drains out of the base into the subsoil. Retaining walls may require a perforated drain pipe in the gravel base to direct water away from the base of the wall.
- | **Extended** at least six inches beyond the edges of the finished paver surface.
- | **Compacted** in several layers, using the proper equipment.

3 | BEDDING LAYER


A 1" (25mm) layer of sand or tiny stone chips is spread out and smoothed on top of the solid gravel base. This layer allows paver or wall units to be leveled or sloped for smoothness and drainage. Some contractors may recommend a poured concrete surface instead of a typical bedding layer, which is fine as long as the concrete is accurately poured and sits on a stable and well-drained base. **Note:** *Once concrete is poured, the height of paver or wall units can no longer be adjusted.*

4 | RESTRAINT SYSTEM

For pavers, an edge restraint will be secured with long metal spikes to prevent perimeter pavers from drifting out. For walls, glue may be used to secure rows of blocks and for larger retaining walls may require geogrid may be used every few layers to secure the wall into the soil that is being retained.

5 | JOINT MATERIAL


The color you choose for joint material impacts the overall aesthetic. It also plays an important role between pavers, in keeping weeds and other debris out. Your contractor can help you decide which joint material is right for your project.



BLACK SAND



TAN SAND



GREY SAND

Visit [Unilock.com](https://www.unilock.com) for joint material recommendations by product.

There are two types of joint material to choose from:

Basic Jointing Sand - Years ago, this was the only joint material available. As it wore away, issues with weeds could arise. If you choose a basic sand, we recommend that you use a joint stabilizing sealer and be prepared to replenish the sand when needed.

Polymeric Sand - This special sand stays in place longer because it is combined with a binding agent. However, it's not right for every project and needs to be installed with care to prevent hazing.

6 | SEALING

Unilock pavers will be durable with, or without, a sealer. Some homeowners choose to apply a sealer to enhance the color of the pavers, while others choose to appreciate the color of the pavers as they are. Some Unilock pavers are sold factory sealed. If you choose to seal, you should plan to re-seal every 3-5 years.

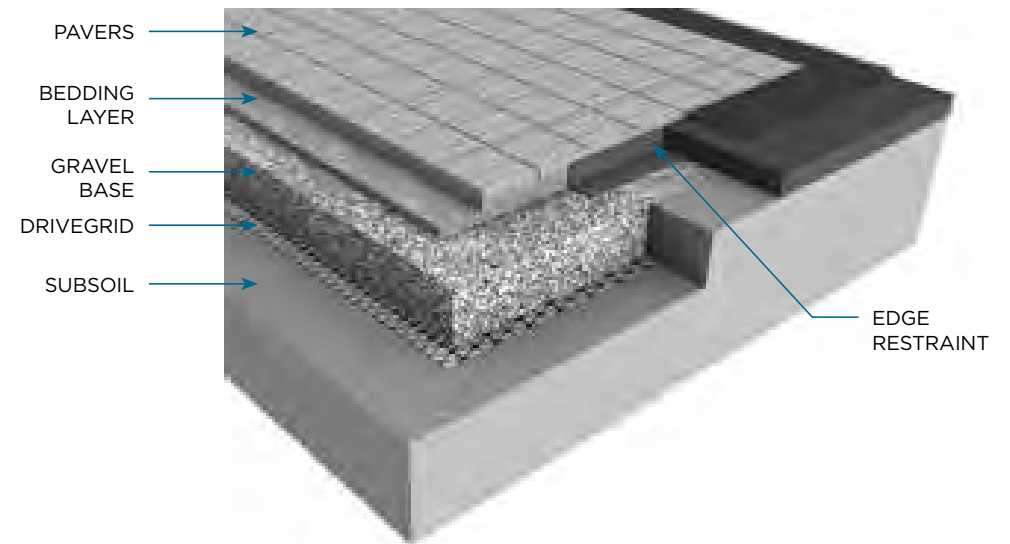


REMEMBER A quality project relies on a quality foundation. We recommend hiring a professional contractor.


Need help finding a qualified contractor?

Call us at **1-800-UNILOCK** or register online at **Unilock.com** and we'll match you with a Unilock® Authorized Contractor in your area.

PAVER CONSTRUCTION



WALL CONSTRUCTION





PERMEABLE PROJECTS A GREENER CHOICE!

More and more homeowners are installing **permeable** paver projects to help direct rainwater away from storm sewer systems and back into the **natural ecosystem**.

We take pride in offering the widest selection of permeable pavers in North America. From traditional finishes such as Town Hall®, the only rustic style permeable paver in North America, to the contemporary styling of Eco-line®, there is a permeable Unilock product to suit any project.



Look for these Unilock Permeable Products:

Eco-Optiloc™
Eco-Priora™
Thornbury™
Town Hall®
Tribeca Cobble™

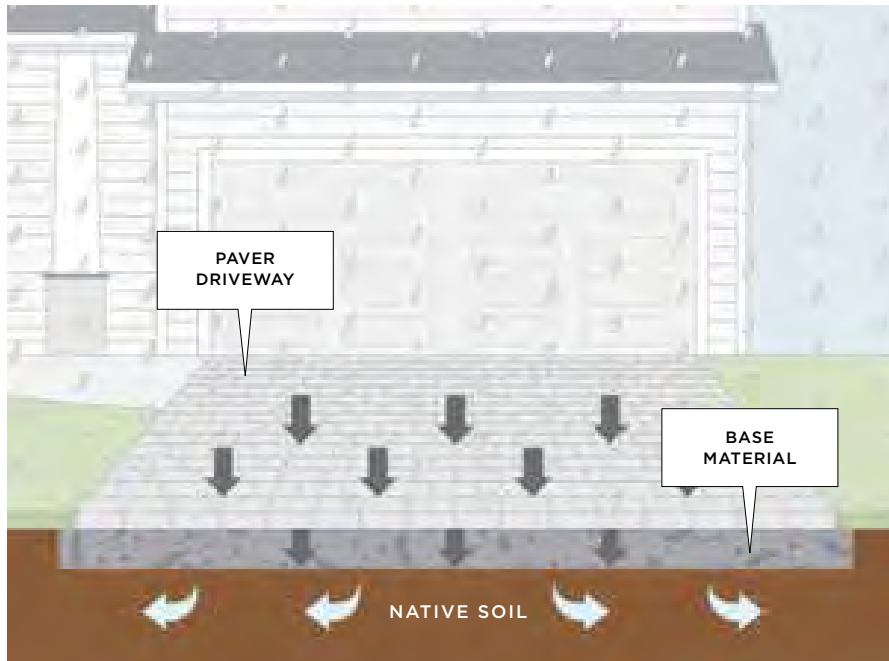


The pavers used in a permeable installation look similar to traditional pavers, but are made with extra space between them so rainwater can more easily flow back into the earth below.

Special materials are used in the permeable base and joints to encourage water to flow through.



Some homeowners install rainwater collection systems underneath their paver projects to supply water to in-ground sprinkler systems!



INTERESTING FACT Permeable pavers will accumulate less ice because water drains from the paver surface before it has time to freeze.

PROJECT MAINTENANCE

WEEDS CAN BE PREVENTED

When a proper base is installed, there is no soil directly beneath your pavers from which weeds can grow. However, if the joints are not kept full with jointing material, it is possible for dirt and weed seeds to blow in from the surrounding area and germinate in the joints.

In the past - a basic sand was the only jointing material available. Unless it was replenished regularly, rain would erode the sand, leaving joints vulnerable to weeds.

Today - new varieties of sand stabilizing compounds and polymeric jointing material are available which **relieves homeowners from this maintenance burden.** See page 31 for more information on jointing material choices.

A SOLID FOUNDATION PREVENTS SETTLING

When the base of your project is properly constructed, water will not accumulate underneath and cause settling. See page 30 for more information on proper construction.

TO SEAL OR NOT TO SEAL

Some homeowners choose to apply a sealer to their project surface when it's finished, to enhance the color of their pavers. Others choose to appreciate the color of the pavers as they are. Unilock pavers will be durable with or without a sealer. If you choose to seal your project after its installed, you should plan to re-seal every three to five years.

THE CHOICE OF DESIGN PROFESSIONALS

The same Unilock® products available to homeowners are relied on by architects, landscape architects and engineers, to create world class commercial spaces across North America.



NAVY PIER, CHICAGO, IL. Designer: James Corner Field Operations



PUBLIC PLAZA AT CN TOWER, TORONTO, ON. Designer: IBI Group L.A. Graham Infrastructure LP.




*NEW YORK STATE PARKS, TERRAPIN POINT
AND CAVE OF THE WINDS, NIAGARA FALLS, NY. Designer: LA Group*



LITTLE CAESARS ARENA, DETROIT, MI. Designer: SmithGroup.



PLYMOUTH ROCK, PLYMOUTH, MA. Designer: BETA Group Inc.



INDIANAPOLIS MOTOR SPEEDWAY, INDIANAPOLIS, IN. Designer: Browning Day Mullins Dierdorf.

THE CHOICE OF THE BEST CONTRACTORS & CRAFTSMEN

Like a good artist needs the right paint, the best contractors use exclusive Unilock colors, textures and styles to showcase their creativity and workmanship.


LEARN



PLAN

TURN YOUR DREAMS INTO REALITY

If you've never undertaken an outdoor landscaping project before, it can feel overwhelming. We're here to help. The pages in this section are designed to help you plan for a successful project.

A photograph of a succulent plant in a square concrete planter on a stone patio. The succulent has thick, rounded, green leaves with some reddish-purple tints. The planter is a simple, light-colored square. The patio is made of large, rectangular, light-colored stone tiles with dark grout. The background is a blurred outdoor setting.

Choosing a Contractor
Project Management Tips
Design Considerations
Outdoor Idea Center

CHOOSING A CONTRACTOR

Choosing the right contractor for your project is the most **important decision**. Even the best materials can be spoiled by poor installation and workmanship.

WORKMANSHIP

- Ask to see projects the contractor completed more than two years ago so you can see **how their work holds up** over time.
- Are the pavers laid in a way that minimizes awkward cuts? Are the curves of the project cut in a way that minimizes large gaps?
- Have edge restraints been used and still in place?
- How long does the contractor **guarantee** the work? How many warranty claims has the company had in the past two years?

SUB-CONTRACTING

Some contractors will hire other companies to perform parts of the work, like lighting and irrigation. Be sure to ask the contractor about these sub-contractors and how they will be managed.

RELEVANT EXPERIENCE

- How long has the contractor been installing pavers and walls?
- Has the contractor installed projects in the past with the features you're considering (e.g., a raised patio, retaining wall or water feature)?

BASE PREPARATION

- What are the contractor's base preparation methods? What materials are used and why?
- Is there a standard procedure for base preparation or will the contractor assess **your site's unique needs**?



HAVING TROUBLE FINDING A CONTRACTOR?

Contact us at **1-800-UNILOCK** or register online at **Unilock.com** to take advantage of our Unilock® Authorized Contractor referral program. We'll match you with a local contractor who is guaranteed to do the job right.

TIMING

- Ask the contractor how far in advance they are booking projects and **how long your project might take**.
- What is the contractor's payment terms?
- Is an upfront deposit required to **secure the timing** of the project?

DOCUMENTATION

- Does the contractor have the **proper licensing** for their work?
- Does the contractor have **liability insurance** and are employees covered by Workers Compensation?
- Will there be permits required for the job and if so, who is responsible to secure them?

COMPATIBILITY

- Do you like this contractor? Can you **easily communicate** and understand each other? Is this someone you can trust?
- Ask if the person you're meeting will be on site throughout the project or if someone else in the company will be your day-to-day contact person.
- Contacting **references** can help you understand how the contractor operates throughout a project.



DESIGN

- Does the contractor offer a **design service**? Is there a cost for this? Is the design hand drawn or rendered in 3D?
- Are the contractor's designs something you would like for your project?

PROJECT MANAGEMENT TIPS

1 | BUDGET

Ask your contractor to provide **good/better/best versions** of the project, or perhaps a budget that phases your project into several stages. Some contractors can even offer **payment plans** so you don't have to pay for your project right away.

2 | TIMELINE

Be sure to tell your contractor if there is a **deadline** by which the project absolutely must be completed. Rainy weather sometimes impacts the timing of projects, so be sure to understand what happens in the event of a delay.

3 | GROUND RULES

Your contractor's crew will be on your property on a daily basis. Agree to **ground rules** before the project begins. What time will work begin and end each day? What is their daily clean up routine? Where will products and equipment be stored on the site? Will they require access to your home or garage?

4 | COMMUNICATION

Establish in advance **who to contact if you have concerns** and how often you'd like your contractor to provide you with updates. If you notice something that doesn't look right on your project, be sure to let your contractor know right away.

5 | CHANGES

Even the best managed projects occasionally run into unforeseen circumstances. Be sure to understand the contractor's procedure for handling changes.

6 | PROJECT WRAP UP

If you're happy with the completed project, be sure to recommend your contractor to friends and neighbors, and **don't forget to register for your Unilock product warranty** at Unilock.com.

DESIGN CONSIDERATIONS

OUTDOOR LIVING

EXPAND YOUR HOME

A new outdoor living space can **add functional square footage** to your existing home by providing a new space to relax and entertain. Consider first how you would like to use the space, and then design it as an extension of your interior decorating style. Even a small space can appear bigger by using different paver colors, paver borders, elevation changes and seat walls to define distinct areas for cooking, eating and relaxing.

OUTDOOR ROOMS

Fire features are growing in popularity because they add visual interest and warmth that makes the space more enjoyable to use in cooler weather. Lighting installed in gardens, low walls, steps and pillars will also help draw people outside in the evening and adds visual appeal that you can enjoy from inside your home. Snow-covered pillars and walls can make beautiful accents to your property in the winter months.



Artline™ paver with Lineo® Dimensional Stone fire feature



Umbriano® paver with Rivercrest® Wall Hot Tub

POOL DECKS

SIZE MATTERS

When planning your pool deck, **four feet is the minimum perimeter** around the pool for basic access. However, if you intend to use the pool deck as a patio for entertaining or sunbathing, you'll need to increase this significantly. Be sure to keep in mind the size of your outdoor furniture; it's typically much bigger than indoor furniture!

SAFETY CONSIDERATIONS

The paver you choose for your pool deck deserves special consideration because you'll be **walking on it in your bare feet!** Be sure to choose a color that **won't absorb too much heat** from the summer sun. A smoother surface is pleasing to walk on, but make sure it's sufficiently **non-slip**. Umbriano® is our most popular choice for pool decks. For the coping around the edge of the pool, avoid products with abrasive edges. A contrasting coping color or inset border is also something to consider, as it helps define the pool edge.

DRIVEWAYS

CURB APPEAL

A paver driveway is **an investment that adds instant curb appeal** and value to your home. When choosing a paver product it's generally a good idea to complement the main color of your home rather than to try to match it. Then, consider borders and accents to draw out specific colors from your home and create continuity. Consider adding vertical features like pillars, planters and decorative walls to further enhance the beauty of your driveway.

THINK GREEN

Permeable pavers **allow rainwater to flow between the joints**, through special base materials and into the subsoil below. This reduces puddling on the driveway surface when it rains, and reduces ice build-up in winter. It also provides a dual "green" benefit; not only does it reduce the amount of water that flows into storm sewers but it also provides moisture to surrounding plant material.



ENTRANCES

WELCOME GUESTS

A great looking front entrance gives guests a warm welcome. Attractive steps that are wide enough to easily navigate, **low garden walls and planter boxes**, and smartly placed lighting all contribute to a cozy feeling that smooths the transition from the street to your home. As a general rule, the minimum width for any walkway is four feet.

A PLACE TO SIT

Even a modest front yard can usually accommodate a small courtyard seating space, where a morning coffee can be enjoyed or parents can observe their children playing with neighborhood friends.



NEED MORE DESIGN IDEAS? VISIT A **UNILOCK IDEA CENTER**

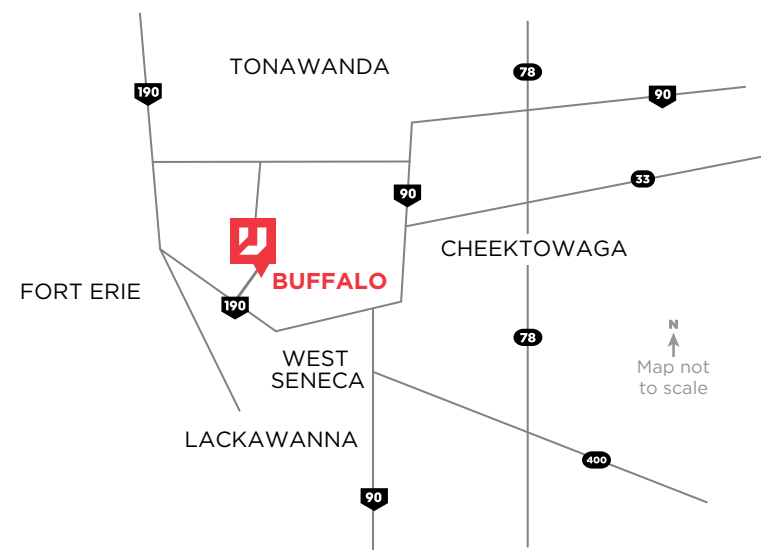
SEE An expansive display of **Unilock®** products in a **life-size** indoor setting.

TALK To our **knowledgeable staff** and we'll help you create a plan to achieve the outdoor space you're dreaming about.

TAKE **FREE samples** of Unilock paver and wall products home with you.

Please feel free to walk around and browse our Idea Center at any time. Call ahead for staffed hours. Call **1-800-UNILOCK** or visit **Unilock.com** for more details.

510 Smith Street Buffalo, NY 14210



VISUALIZING YOUR PROJECT DESIGN

A detailed design requires a great deal of time and effort, so you can understand why many contractors charge for this service in advance.

TRADITIONALLY,
LANDSCAPE DESIGNS
WERE HAND DRAWN TO
SCALE ON GRAPH PAPER.

While there are many contractors and designers who still prefer to draw by hand, more and more plans today are being created digitally and in 3D.

If you're having trouble imagining what your project will look like when it's complete, a 3D design can really help.




HAVING TROUBLE FINDING A CONTRACTOR WHO CAN HELP VISUALIZE YOUR DESIGN? WE CAN HELP.


Contact us at **1-800-UNILOCK** or register online at **Unilock.com** to take advantage of our Unilock® Authorized Contractor referral program. We'll take the time to understand your project, and will match you with a local contractor who offers a 3D design service and is guaranteed to do the job right.



3D Rendering



Completed Job





SELECT

CHOOSING THE PERFECT PRODUCT

Whether it's a classic paver or wall that you're looking for, or a luxurious product with all the bells and whistles of the latest technology, Unilock® has the perfect choice for your project.

CLASSIC

Our budget-friendly, Unilock Classic pavers and walls are manufactured to exceed ASTM standards for quality and strength. Available in classic shapes and styles, these products utilize a traditional product mix of large and small aggregates that is consistent from top to bottom with color mixed throughout.

STONEMARK™

The highly detailed surface texture of StoneMark products is created using Reala Technology. Combined with careful color blending, the result is surface texture and color variation resembling natural stone, but with the durability and precision of a manufactured paver or wall product.

ENDURACOLOR™

The refined surface of Unilock EnduraColor products is achieved with a **two step manufacturing process** that combines a base of coarser aggregates for a **stronger foundation**, with concentrated color and **wear-resistant finer aggregates on top**. This process protects the surface from the appearance of fading over time because the top layer prevents large, lighter color aggregates from ever showing through.

PERMEABLE

To reduce the amount of rainwater that flows off the surface of your new pavers and into storm sewers, consider a permeable paving system. Unilock permeable pavers have extra wide joint spaces and are installed on a special aggregate base so water flows through, replenishing the natural ecosystem.

ELEGANCE™

Deep, rich colors and a multitude of unique Reala™ textures combine to deliver the timeless beauty of Unilock Elegance. From the timeworn look of European cobblestones, to the classic luxury of riven natural stone slabs, our Elegance collection offers styles you can't get anywhere else and thanks to Ultima™ Concrete, the look you purchase is the look that will last, with up to 4x the strength of poured in place concrete.







UNILOCK® COLLECTION OF

PAVERS & SLABS

Whether your project is a light-duty patio or a heavy-duty driveway, the range of Unilock choices has never been better. From classic pavers to luxurious large-scale options, Unilock offers style and technology you can't get anywhere else.





Sandstone and Limestone mix with Town Hall® (Burgundy Red) accent and Courtstone® (Belgian Blue) walkway

BRUSSELS BLOCK®

COLORS*



SANDSTONE



SIERRA



LIMESTONE



MIDNIGHT CHARCOAL
ONLY AVAILABLE IN XL, STANDARD
AND FULLNOSE

TECHNICAL ADVANTAGES

CLASSIC

ANTIQUED FINISH

Distressed, timeworn finish

DRIVE FRIENDLY

Can handle vehicular loads



XL STONE
8¼ x 13¾ x 2¾"
20.8 x 34.8 x 7cm



STANDARD STONE
6⅞ x 8¼ x 2¾"
17.3 x 20.8 x 7cm



HALF STONE
4⅞ x 6⅞ x 2¾"
10.4 x 17.3 x 7cm



FULLNOSE COPING
6 x 12 x 2¾"
15 x 30 x 7cm



**NON-ANTIQUED
FULLNOSE COPING**
ALSO AVAILABLE

Laying patterns can be found on page 148.






Cliffside Grey

WINDERMERE™ FLAGSTONE


COLORS*




CLIFFSIDE GREY



IRISH COAST



MAHOGANY



SANDY BEACH

TECHNICAL ADVANTAGES

CLASSIC

DRIVE FRIENDLY

Can handle vehicular loads



LARGE RECTANGLE
21 x 14 x 2¾"
54 x 36 x 7cm



SQUARE
14 x 14 x 2¾"
36 x 36 x 7cm



SMALL RECTANGLE
7 x 14 x 2¾"
18 x 36 x 7cm

RANDOM BUNDLE

Laying patterns can be found on page 148.



River

ECO-PRIORA™

COLORS*



RIVER



LARGE SQUARE
10 x 10 x 3/8"
24 x 24 x 8cm
SPECIAL ORDER



RECTANGLE
5 x 10 x 3/8"
12 x 24 x 8cm

TECHNICAL ADVANTAGES

CLASSIC

DRIVE FRIENDLY

Can handle vehicular loads

PERMEABLE

Can be installed to allow water to flow through



Natural

ECO-OPTILOC™

COLORS*



NATURAL



RIVER

TECHNICAL ADVANTAGES

CLASSIC

DRIVE FRIENDLY

Can handle vehicular loads

PERMEABLE

Can be installed to allow water to flow through



STANDARD
10¼ x 10¼ x 3½"
26 x 26 x 8cm

Visit Unilock.com for laying patterns.



Coffee Creek

CAMELOT™


COLORS*




COFFEE CREEK




GRANITE **NEW FOR 2019**



DARK CHARCOAL 6 x 6" SQUARE ONLY **NEW FOR 2019**



SIERRA



RIVER



RECTANGLE
6 x 9 x 2 $\frac{3}{8}$ "
15 x 22.5 x 6cm



SQUARE
6 x 6 x 2 $\frac{3}{8}$ "
15 x 15 x 6cm

TECHNICAL ADVANTAGES

CLASSIC

DRIVE FRIENDLY

Can handle vehicular loads



Sierra (Hollandstone) with Series™ (Black Granite) accent

HOLLANDSTONE™


COLORS*



DARK CHARCOAL



GRANITE



NATURAL



RUSTIC RED



SIERRA



4 x 8 x 2 3/8"
10 x 20 x 6cm

TECHNICAL ADVANTAGES

CLASSIC

DRIVE FRIENDLY

Can handle vehicular loads

Laying patterns can be found on page 148.



Dark Charcoal accent in Brussels Dimensional Stone® wall

IL CAMPO®

COLORS*



DARK CHARCOAL



4 x 8 x 2¼"
10 x 20 x 7cm



6 x 8 x 2¼"
15 x 20 x 7cm

TECHNICAL ADVANTAGES

ENDURACOLOR™

Refined surface and long-lasting color

BRUSHED FINISH

Graphically interesting etched lines

DRIVE FRIENDLY

Can handle vehicular loads




Mocha (Holland Premier) with Series (Black Granite) accent

NEW FOR 2019 **HOLLAND PREMIER™**

COLORS*



DARK CHARCOAL



MOCHA

TECHNICAL ADVANTAGES

ENDURACOLOR™

Refined surface and long-lasting color

DRIVE FRIENDLY

Can handle vehicular loads



4 x 8 x 2³/₈"
10 x 20 x 6cm

Laying patterns can be found on page 148.



Sable Blend with Mattoni Cocoa Brown, Dark Charcoal and Brussels Block (Sandstone) accents



Sable Blend with Dark Charcoal accent

MATTONI


COLORS*



CHARLESTON



COCOA BROWN



DARK CHARCOAL



SABLE BLEND

TECHNICAL ADVANTAGES

ENDURACOLOR™

Refined surface and long-lasting color

ANTIQUED FINISH

Distressed, timeworn finish

DRIVE FRIENDLY

Can handle vehicular loads



STANDARD


2¼ x 9½ x 2¾"
6 x 24 x 7cm

Laying patterns can be found on page 148.




BEACON HILL™ FLAGSTONE

COLORS*




BAVARIAN BLEND




BIRCH



RIVER



PLATINUM



SIERRA



SLATE BLUE



WALNUT



LARGE RECTANGLE
21 x 14 x 2 3/8"
54 x 36 x 6cm



SQUARE
14 x 14 x 2 3/8"
36 x 36 x 6cm



SMALL RECTANGLE
7 x 14 x 2 3/8"
18 x 36 x 6cm

RANDOM BUNDLE



XL UNIT
21 x 35 x 2 3/8"
54 x 90 x 6cm
SOLD SEPARATELY

TECHNICAL ADVANTAGES

ENDURACOLOR™

Refined surface and long-lasting color

PEDESTRIAN ONLY



BEACON HILL™ FLAGSTONE

TOP

Sierra with Umbriano® (Midnight Sky) accent

BOTTOM

PAVER: Bavarian Blend with Brussels Block (Sandstone) and Copthorne® (Basalt) accents

STEPS: Brussels Dimensional Stone® (Sandstone) with Ledgestone™ (Buff) coping

OPPOSITE

Birch with Copthorne® (3 Color Blend) accent










Sierra

BOULEVARD


COLORS*



RIVER



SIERRA



STEEL GREY

TECHNICAL ADVANTAGES

ENDURACOLOR™

Refined surface and long-lasting color

DRIVE FRIENDLY

Can handle vehicular loads



LARGE RECTANGLE
12 x 24 x 2 3/4"
30.5 x 61 x 7cm



MEDIUM RECTANGLE
12 x 18 x 2 3/4"
30.5 x 45.7 x 7cm



SQUARE
12 x 12 x 2 3/4"
30.5 x 30.5 x 7cm

Laying patterns can be found on page 148.




Bavarian Blend with Brussels Block[®]
(Sandstone) and Copthorne[®] (Burnt Clay) accents




Copper Ridge with Copthorne® (Burgundy Red) accent
 Wall - Brussels Dimensional Stone® (Sierra) with Ledgestone™ (Buff) coping

BRISTOL VALLEY®


COLORS*



BAVARIAN BLEND



COPPER RIDGE



STEEL MOUNTAIN

TECHNICAL ADVANTAGES

ENDURACOLOR™

Refined surface and long-lasting color

EASYSOAK™ STAIN RESISTANCE - CF 90

Factory sealed to provide integral surface protection from stains

PEDESTRIAN ONLY



LARGE RECTANGLE
 21¼" X 14½" X 2⅜"
 54 x 36 x 6cm



SQUARE
 14½" X 14½" X 2⅜"
 36 x 36 x 6cm



SMALL RECTANGLE
 7½" X 14½" X 2⅜"
 18 x 36 x 6cm

RANDOM BUNDLE

Laying patterns can be found on page 148.



BRISTOL VALLEY®

TOP

PAVER: Steel Mountain

WALL: Rivercrest® Wall (Coastal Slate) and LedgeStone™ (Buff) coping and pillar caps

BOTTOM

PAVER: Steel Mountain with Copthorne® (Basalt) accent

WALL: Brussels Dimensional Stone® (Sierra)

OPPOSITE

Copper Ridge with Copthorne (3 Color Blend) accent and Natural Stone steps










Sierra with Town Hall® (Basalt) accent

THORNBURY™

COLORS*



BAVARIAN



SIERRA



LARGE RECTANGLE
13¾ x 16½ x 2¾"
35 x 42 x 7cm



MEDIUM RECTANGLE
13¾ x 8¼ x 2¾"
35 x 21 x 7cm



SMALL RECTANGLE
6" x 8¼ x 2¾"
17.3 x 21 x 7cm

RANDOM BUNDLE

TECHNICAL ADVANTAGES

ENDURACOLOR™

Refined surface and long-lasting color

DRIVE FRIENDLY

Can handle vehicular loads

PERMEABLE

Can be installed to allow water to flow through

Visit Unilock.com for laying patterns.



ARTLINE™


COLORS*




BAVARIAN BLEND - ANTIQUED FINISH



STEEL MOUNTAIN - ANTIQUED FINISH



COPPER RIDGE - ANTIQUED FINISH



PLATINUM - SMOOTH FINISH



PLATINUM - IL CAMPO® BRUSHED FINISH

TECHNICAL ADVANTAGES

ENDURACOLOR™

Refined surface and long-lasting color

DRIVE FRIENDLY

Can handle vehicular loads

ANTIQUED FINISH

Distressed, timeworn finish

EASYSOIL™ STAIN RESISTANCE - CF 90

Factory sealed to provide integral surface protection from stains

IL CAMPO® FINISH - BRUSHED FINISH

Graphically interesting etched lines

RANDOM BUNDLE - ALL UNITS



$8\frac{7}{8} \times 7\frac{1}{2} \times 2\frac{3}{4}$ "
22.5 x 18.8 x 7cm



$13\frac{3}{8} \times 7\frac{1}{2} \times 2\frac{3}{4}$ "
34 x 18.8 x 7cm



$17\frac{3}{4} \times 7\frac{1}{2} \times 2\frac{3}{4}$ "
45 x 18.8 x 7cm



$6\frac{3}{4} \times 4\frac{7}{8} \times 2\frac{3}{4}$ "
17 x 12.5 x 7cm



$10\frac{3}{8} \times 4\frac{7}{8} \times 2\frac{3}{4}$ "
26 x 12.5 x 7cm



$13\frac{3}{8} \times 4\frac{7}{8} \times 2\frac{3}{4}$ "
34 x 12.5 x 7cm



$17\frac{3}{4} \times 4\frac{7}{8} \times 2\frac{3}{4}$ "
45 x 12.5 x 7cm



ARTLINE™

TOP

Platinum and Platinum (Il Campo® Finish)

BOTTOM

Copper Ridge Antiqued Finish with
Cophorne® (Burgundy Red) accent

OPPOSITE

Platinum with Series
(Black Granite) accent








Steel Grey Blend, Opal Blend and Granite Blend (Il Campo Finish)
with Black Granite (Series Finish) accent
Steps - Natural Stone (Black River)

PROMENADE™ PLANK PAVER

COLORS*



OPAL BLEND SPECIAL ORDER




STEEL GREY BLEND SPECIAL ORDER



GRANITE BLEND **IL CAMPO® FINISH**
SPECIAL ORDER
Graphically interesting
etched lines



BLACK GRANITE **SERIES™ FINISH**
SPECIAL ORDER
Granite, Quartz and
Marble surface materials



SPECIAL ORDER
8 x 24 x 4"
20 x 60 x 10cm

TECHNICAL ADVANTAGES

ENDURACOLOR™

Refined surface and long-lasting color

DRIVE FRIENDLY

Can handle vehicular loads



OPAL BLEND SPECIAL ORDER




STEEL GREY BLEND SPECIAL ORDER



SPECIAL ORDER
4 x 16 x 4"
10 x 40 x 10cm



SANDSTONE **NEW FOR 2019**
SPECIAL ORDER



GRANITE BLEND **IL CAMPO® FINISH**
SPECIAL ORDER
Graphically interesting
etched lines



BLACK GRANITE **SERIES™ FINISH**
SPECIAL ORDER
Granite, Quartz and
Marble surface materials



SPECIAL ORDER
4 x 12 x 4"
10 x 30 x 10cm

Laying patterns can be found on page 148.



LEFT

SERIES BANDING IDEA FOR WALL

Rivercrest® Wall (Coastal) with Black Granite accent and Ledgestone™ (Grey) coping

RIGHT

SERIES BANDING IDEA FOR PAVER

Richcliff® (Dawn Mist) with Black Granite accent

BOTTOM

SERIES BANDING IDEA FOR WALL


Brussels Dimensional Stone® (Sandstone) with Brussels Fullnose™ (Sandstone)





Banding Accent - Black Granite 4x8
Paver - Artline™ Granite Fusion

COLORS*



BLACK GRANITE



4 x 8 x 2¾"
10 x 20 x 7cm

Visit Unilock.com for laying patterns.

SERIES™

TECHNICAL ADVANTAGES

ENDURACOLOR™

Refined surface and long-lasting color
Granite, Quartz and Marble
surface materials

DRIVE FRIENDLY

Can handle vehicular loads





Cobalt Grey with Pepered Granite accent

TRIBECA COBBLE™

COLORS*



COBALT GREY



PEPPERED GRANITE



LARGE RECTANGLE
5 1/8 x 12 x 2 3/4"
13 x 30.5 x 7cm



MEDIUM RECTANGLE
5 1/8 x 9 x 2 3/4"
13 x 23 x 7cm



SMALL RECTANGLE
5 1/8 x 7 x 2 3/4"
13 x 17.5 x 7cm

RANDOM BUNDLE

TECHNICAL ADVANTAGES

ENDURACOLOR™

Refined surface and long-lasting color
Granite, Quartz and Marble
surface materials

DRIVE FRIENDLY

Can handle vehicular loads

PERMEABLE

Can be installed to allow water
to flow through

Laying patterns can be found on page 148.



Cream and Silver Grey

NEW FOR 2019 **SKYLINE™**

COLORS*



CREAM



SILVER GREY

TECHNICAL ADVANTAGES

ENDURACOLOR™

Refined surface and long-lasting color

PEDESTRIAN ONLY



23⁷/₈ x 23⁷/₈ x 2"
60.6 x 60.6 x 5cm




PERFECT FOR
ROOF DECKS AND
OTHER RAISED
FLOOR APPLICATIONS




Nuvola


COLORS*



CASTANO SPECIAL ORDER



CREMA SPECIAL ORDER



NUVOLA SPECIAL ORDER



8 x 16 x 2 3/4"
20 x 40 x 7cm
SPECIAL ORDER

Visit Unilock.com for laying patterns.

SENZO™

TECHNICAL ADVANTAGES

ENDURACOLOR™

Refined surface and long-lasting color

EASYCLEAN™ STAIN RESISTANCE - CF 100

Factory sealed to provide integral surface protection from stains

DRIVE FRIENDLY

Can handle vehicular loads



TOP

Indian Coast with Black River banding

BOTTOM

PAVER: Stone Cliff Grey

GRILL ISLAND AND FIREPIT:
Rivercrest® Wall (Buff) and
Rivercrest Firepit (Buff)



NATURAL STONE

Suitable for pool decks, wood decks, patios, entrances and concrete overlays.

COLORS*

SANDSTONE



INDIAN COAST



STONE CLIFF GREY

LIMESTONE



BLACK RIVER



WINTER MIST



12 x 24 x 7/8"
30 x 60 x 2.2cm



18 x 24 x 7/8"
45 x 60 x 2.2cm



24 x 24 x 7/8"
60 x 60 x 2.2cm



24 x 36 x 7/8"
60 x 90 x 2.2cm

SPEAK TO YOUR CONTRACTOR OR A LOCAL UNILOCK AUTHORIZED DEALER FOR MORE INFORMATION AND AVAILABILITY.
LOOKING FOR MORE INFORMATION? Contact us at 1-800-UNILOCK to receive your free Natural Stone catalog today!

Not suitable for vehicular applications.



TOP

Gotham Nero

BOTTOM

Arbor Natural



PORCELAIN TILE

Suitable for wood deck and concrete overlays.

DELCONCA



EPOKAL BEIGE




EPOKAL BEIGE SCURO




EPOKAL GREY




DOLOMITI GREY



DOLOMITI BEIGE



DOLOMITI NATURAL



DOLOMITI NOCE

DELCONCA USA



GOTHAM NERO




GOTHAM BEIGE




GOTHAM GREY




TRAVSTONE BEIGE




TRAVSTONE NOCE



ARBOR BIANCO



ARBOR GRAY



ARBOR NATURAL



LASCALA BEIGE



LASCALA GRAY



23⁵/₈ x 23⁵/₈ x ³/₄"
60 x 60 x 2cm



15³/₄ x 31¹/₂ x ³/₄"
40 x 80 x 2cm

AVAILABLE IN EPOKAL,
ARBOR AND LASCALA ONLY



16 x 48 x ³/₄"
40 x 120 x 2cm
DOLOMITI ONLY

PLEASE CONTACT YOUR CONTRACTOR OR A LOCAL UNILOCK AUTHORIZED DEALER FOR MORE INFORMATION AND AVAILABILITY.
LOOKING FOR MORE INFORMATION? Contact us at 1-800-UNILOCK to receive your free Porcelain Tile catalog today!

Not suitable for vehicular applications.



UMBRIANO®

COLORS*



FRENCH GREY



MIDNIGHT SKY



SUMMER WHEAT



WINTER MARVEL

TECHNICAL ADVANTAGES

ENDURACOLOR™

Refined surface and long-lasting color

EASYSOIL™ STAIN RESISTANCE - CF 90

Factory sealed to provide integral surface protection from stains

COLORFUSION™ TECHNOLOGY

Subtly mottled color finish

DRIVE FRIENDLY

8cm pavers can handle vehicular loads, as well as the 16 x 16" and 8 x 16" sizes of 7cm



LARGE RECTANGLE
21 x 14 x 2³/₈ & 3¹/₈"
54 x 36 x 6 & 8cm



SQUARE
14 x 14 x 2³/₈ & 3¹/₈"
36 x 36 x 6 & 8cm




SMALL RECTANGLE
7 x 14 x 2³/₈ & 3¹/₈"
18 x 36 x 6 & 8cm



SMALL RECTANGLE
7 x 14 x 3¹/₈"
18 x 36 x 8cm
SOLD SEPARATELY

RANDOM BUNDLE AVAILABLE IN BOTH 6CM & 8CM



24 x 24 x 2³/₄"
60 x 60 x 7cm



12 x 24 x 2³/₄"
30 x 60 x 7cm



8 x 24 x 2³/₄"
20 x 60 x 7cm
NEW FOR 2019



16 x 16 x 2³/₄"
40 x 40 x 7cm



8 x 16 x 2³/₄"
20 x 40 x 7cm

SPECIAL ORDER: 12 x 36", 18 x 36" and 36 x 36" (10cm) are also available by special order (minimum quantities apply).

NOTE: 24" and 6cm Rdm not suitable for vehicular applications. Laying patterns can be found on page 148.



UMBRIANO®

TOP

PAVER: Summer Wheat with Town Hall®
(Burgundy Red) accent

STEPS: Natural Stone (Indian Coast)
coping and steps

BOTTOM

Midnight Sky with Copthorne®
(Basalt) accent

OPPOSITE

Summer Wheat









 ELEGANCE™

RICHCLIFF®


Inspired by the texture of natural cut flagstone, Richcliff offers superior durability and timeless appeal for driveways, patios, walkways and commercial projects. A multitude of stone textures were cast using Reala™ Technology, to ensure that finished projects will have a completely random, and natural appearance. And unlike natural stone, which can crack, split and fade, Richcliff is virtually indestructible. Ultima™ Concrete Technology makes Richcliff up to four times stronger than conventional poured concrete. A new large rectangle size is now available for use on its own or in combination with the traditional 3-stone random bundle for expanded patterning options and a larger scale look.






Pebble Taupe and Dawn Mist Blend.


COLORS*




DAWN MIST



PEBBLE TAUPE



PEBBLE TAUPE / DAWN MIST BLENDED ON SITE



SMOKE SHALE

RICHCLIFF® TECHNICAL ADVANTAGES

ELEGANCE™

Deep rich colors and unique textures

REALA™ TECHNOLOGY

Cast natural stone

ULTIMA™ CONCRETE TECHNOLOGY

Up to 4x stronger than poured-in-place concrete

DRIVE FRIENDLY

Random Bundle can handle vehicular loads



RANDOM BUNDLE

RECTANGLE
12 x 9 x 2³/₈"
30 x 22.6 x 6cm



SQUARE
9 x 9 x 2³/₈"
22.6 x 22.6 x 6cm



SMALL RECTANGLE
6 x 9 x 2³/₈"
15 x 22.6 x 6cm



LARGE RECTANGLE
21 x 12 x 2³/₈"
52.8 x 30.2 x 6cm
SOLD SEPARATELY

NOTE: 21" x 12" not suitable for vehicular applications. Laying patterns can be found on page 148.





 ELEGANCE™

COURTSTONE®


The polished look of Courtstone brings a luxurious, old-world elegance to driveways and walkways, with Ultima™ which provides up to four times the strength of conventional poured concrete. Using Reala™ Technology, the unique shapes of Courtstone were cast from real European cobblestones, but manufactured with a consistent base for efficient installation and superior interlock. It's a look that has remained popular for centuries. The stone's non-linear shape means it's possible to create smooth looking curves with minimal cuts. This, in combination with a rich color palette, makes Courtstone a frequent choice for borders and banding accents.






Basalt with Brussels Block® (Sandstone) accent


COLORS*




BASALT




BELGIAN BLUE SPECIAL ORDER




BASALT / BELGIAN BLUE BLENDED ON SITE



DAWN MIST



PEBBLE TAUPE



DAWN MIST / PEBBLE TAUPE

COURTSTONE®

TECHNICAL ADVANTAGES

ELEGANCE™

Deep rich colors and unique textures

REALA™ TECHNOLOGY

Cast from historic European cobble stones

ULTIMA™ CONCRETE TECHNOLOGY

Up to 4x stronger than poured-in-place concrete

DRIVE FRIENDLY

Can handle vehicular loads



RANDOM BUNDLE

XL RECTANGLE
5 1/8" x 8 3/8" x 2 3/8"
13 x 21.5 x 6cm



LARGE RECTANGLE
5 1/8" x 7 1/4" x 2 3/8"
13 x 18.5 x 6cm



RECTANGLE
5 1/8" x 6 1/2" x 2 3/8"
13 x 16.5 x 6cm



SMALL RECTANGLE
5 1/8" x 5 3/4" x 2 3/8"
13 x 14.5 x 6cm



SQUARE
5 1/8" x 5 1/8" x 2 3/8"
13 x 13 x 6cm





 ELEGANCE™

TOWN HALL®


The substantial proportions and unique color blending of Town Hall is modeled after historic North American clay street pavers. The timeless look makes it an excellent choice for driveways, patios, walkways and more, in either traditional or permeable applications. The rich colors and classic shape also make it popular for borders, banding and other accents in pavers, walls and vertical features. To ensure projects have a random appearance, Town Hall textures were cast from a multitude of different surfaces using Reala™ Technology, and Ultima™ Concrete Technology was used to create superior durability. The result is vintage, streetscape charm that stands the test of time.






Basalt with Umbriano® (Winter Marvel) accent


COLORS*




BURGUNDY RED




BURNT CLAY




OLD OAK




3 COLOR BLEND BLENDED ON SITE




HERITAGE RED



HERITAGE CLAY



HERITAGE 2 COLOR BLEND
BLENDED ON SITE



BASALT



STANDARD
4 x 9¾ x 2¾"
10 x 25 x 7cm

Laying patterns can be found on page 148.

TOWN HALL® TECHNICAL ADVANTAGES

ELEGANCE™

Deep rich colors and unique textures

REALA™ TECHNOLOGY

Cast from historic brick

ULTIMA™ CONCRETE TECHNOLOGY

Up to 4x stronger than
poured-in-place concrete

DRIVE FRIENDLY

Can handle vehicular loads

PERMEABLE

Can be installed to allow water
to flow through





 ELEGANCE™

COPTHORNE®

Inspired by the rich color and timeworn beauty of European street pavers, Copthorne offers more delicate dimensions than Town Hall®. These proportions make it possible to design curved walkways and borders using Copthorne, without the need for cutting. Cast using Reala™ Technology for an authentic surface appearance, and using Ultima™ Concrete Technology to deliver up to four times the strength of conventional poured concrete, Copthorne offers timeless beauty for driveways, walkways, patios, vertical feature accents and more.



3 Color Blend (Burgundy Red, Burnt Clay and Old Oak) with Brussels Block[®] (Sandstone) accent and Rivercrest[®] Wall (Buff) with Ledgestone coping and steps (Buff)



Steel Blue with Basalt accent


COLORS*




BURGUNDY RED




BURNT CLAY




OLD OAK



3 COLOR BLEND BLENDED ON SITE



BASALT



STEEL BLUE



STANDARD
2½ x 7⅞ x 2⅜"
6.5 x 20 x 6cm

Laying patterns can be found on page 148.

COPTHORNE® TECHNICAL ADVANTAGES

ELEGANCE™

Deep rich colors and unique textures

REALA™ TECHNOLOGY

Cast from historic brick

ULTIMA™ CONCRETE TECHNOLOGY

Up to 4x stronger than
poured-in-place concrete

DRIVE FRIENDLY


Can handle vehicular loads



PAVERS

BORDERS & BANDING

Like crown molding provides the finishing touch to a room in your home, smartly planned borders and banding in your driveway, walkway or patio can elevate your project from good to great.





PAVER Beacon Hill™ Flagstone (Birch)
ACCENT Il Campo® (Mocha)



PAVER Richcliff® (Pebble Taupe / Dawn Mist)
ACCENT Il Campo® (Dark Charcoal)



PAVER Beacon Hill™ Flagstone (Sierra)
ACCENT Copthorne® (Basalt)



PAVER Richcliff® (Pebble Taupe / Dawn Mist)
ACCENT Copthorne® (Burgundy Red)




PAVER Brussels Block® (Sierra)
ACCENT Town Hall® (Basalt)



PAVER Artline™ (Platinum)
ACCENT Il Campo® (Dark Charcoal)



PAVER Courtstone® (Belgian Blue / Basalt)
ACCENT Copthorne® (Old Oak) and Courtstone® (Basalt)



PAVER Bristol Valley® (Steel Mountain)
ACCENT Series™ (Black Granite)



PAVER Umbriano® (Summer Wheat)
ACCENT Il Campo® (Mocha)



Wall - U-Cara® (Steel Grey Pitched Face) with (Opal Smooth Face) accent and Universal Coping (Opal)
Paver - Beacon Hill™ Smooth (Steel Grey) with Town Hall® (Basalt) accent



UNILOCK® COLLECTION OF

RETAINING WALLS & VERTICALS

Unlimited creative possibilities exist for retaining soil or building vertical features like grill islands and firepits. Now the durability of EnduraColor™ is available, thanks to our new U-Cara® multi-face wall system.



The U-Cara Multi-Face Wall System represents a revolution in wall design.

This patented system, exclusive to Unilock®, is comprised of two basic components:


- | Sure Track™ backer blocks provide dimensionally accurate structure
- | U-Cara fascia panels provide unlimited design options



1 CHOOSE YOUR BLOCK



SURE TRACK STANDARD BACKER
6 x 8 x 6"
15 x 20 x 15cm



SURE TRACK LARGE BACKER
6 x 7 x 12"
15 x 17.5 x 30cm

2 SELECT YOUR FASCIA STYLE

Pitched



STANDARD FASCIA PANEL
6 x 18½ x 2¾"
15 x 46.6 x 6cm

Smooth



U-Cara fascia panels are available in a variety of colors and textures, including **exclusive Unilock EnduraColor™ finishes.**

CLOSED END PANELS FOR CORNERS

CORNER BUNDLE



STANDARD FASCIA HALF PANEL
(Umbriano®, Pitched & Smooth)
6 x 9¼ x 2¾"
15 x 23.3 x 6cm




CLOSED-END FASCIA PANEL
(Umbriano®, Pitched & Smooth)
6 x 21 x 2¾"
15 x 53 x 6cm

COPING AND BASE UNITS



UNIVERSAL COPING
19 x 14 x 2¾"
48.2 x 35.5 x 7cm



UNIVERSAL BASE UNIT
19 x 14 x 2"
48.2 x 35.5 x 5.5cm



SURE TRACK CORNER INSERT
L = 2"
5cm



LEFT - GRILL ISLAND

Opal (Smooth Face) with Steel Grey (Pitched Face) accent and Universal Coping (Opal)

RIGHT - SEAT WALL

Sierra (Pitched Face) with LedgeStone™ Fullnose Coping (Buff)

PAVER: Beacon Hill™ Flagstone with Mattoni

BOTTOM - GARDEN WALL

Summer Wheat (Umbriano® Finish) with LedgeStone coping (Buff)

PAVER: Umbriano (Summer Wheat) with Natural Stone coping




Use U-Cara to build Retaining Walls, Seat Walls, Pillars, Planters, Fire Features, Grill Islands and more!

U-CARA®

UMBRIANO® FINISH



PITCHED FACE



SMOOTH FACE



TECHNICAL ADVANTAGES

ENDURACOLOR™

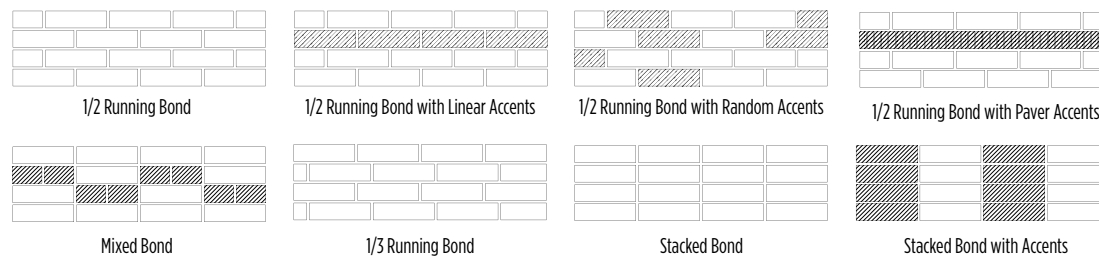
Refined surface and long-lasting color

UMBRIANO FINISH

COLORFUSION™ TECHNOLOGY

Subtly mottled color finish

U-Cara Fascia panels can be placed anywhere along the Sure Track Backer Block, allowing for a variety of patterns, color and texture combinations not possible with other systems.



COPING For coping options see pages 140-147.



U-CARA®

TOP

WALL AND FIREPIT:
Opal (Smooth Face) with
Universal Coping (Opal)
PAVER: Artline™

BOTTOM

ISLAND AND PILLARS:
Granite Fusion (Pitched Face)
PAVER: Beacon Hill™ Smooth
(Granite Fusion) with Umbriano®
(Midnight Sky) accent

OPPOSITE

GRILL ISLAND:
Opal (Smooth Face) with Steel Grey
(Pitched Face) accent and
Universal coping (Opal)
WALL: Steel Grey (Pitched Face)
with Universal coping (Opal)







LEFT

PILLARS AND STEPS: Rapid Pillar System (Buff) with Ledgestone™ (Buff) treads



RIGHT

FIRE FEATURE: Coastal Slate with Natural Stone (Black River) coping

BOTTOM

FIREPIT: Buff Firepit Kit



RIVERCREST® WALL

COLORS*



BUFF



COASTAL SLATE

TECHNICAL ADVANTAGES

STONEMARK™

Naturally detailed surface

REALA™ TECHNOLOGY

Cast from natural stone



In 2013, Rivercrest Wall received the "red dot" award for high design quality and innovation.

www.registration.pd.red-dot.de



STANDARD UNIT 1
8 x 9-10 x 2¼"
20 x 23-25 x 6cm

STANDARD UNIT 2
12 x 9-10 x 2¼"
31 x 23-25 x 6cm

STANDARD UNIT 3
12 x 9-10 x 2¼"
31 x 23-25 x 6cm

STANDARD UNIT 4
17 x 9-10 x 2¼"
42.5 x 23-25 x 6cm

RANDOM BUNDLE



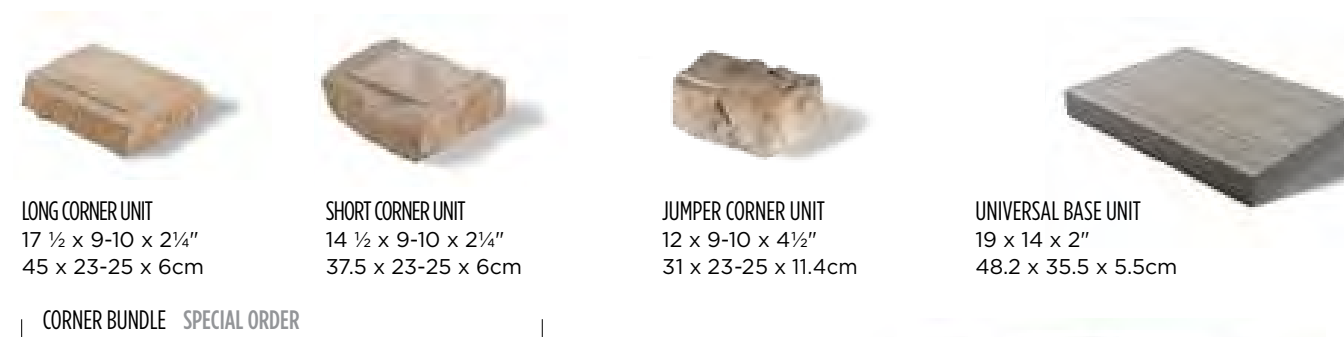
JUMPER UNIT 1
8 x 9-10 x 4½"
20 x 23-25 x 11.4cm

JUMPER UNIT 2
12 x 9-10 x 4½"
31 x 23-25 x 11.4cm

JUMPER UNIT 3
12 x 9-10 x 4½"
31 x 23-25 x 11.4cm

JUMPER UNIT 4
17 x 9-10 x 4½"
42.5 x 23-25 x 11.4cm

JUMPER BUNDLE



LONG CORNER UNIT
17 ½ x 9-10 x 2¼"
45 x 23-25 x 6cm

SHORT CORNER UNIT
14 ½ x 9-10 x 2¼"
37.5 x 23-25 x 6cm

JUMPER CORNER UNIT
12 x 9-10 x 4½"
31 x 23-25 x 11.4cm

UNIVERSAL BASE UNIT
19 x 14 x 2"
48.2 x 35.5 x 5.5cm

PILLAR UNIT
20 x 20 x 4½"
50 x 50 x 11.4cm

CORNER BUNDLE SPECIAL ORDER

Pillar cap sold separately.

COPING

For Rivercrest Wall we recommend using Ledgestone 24" x 12" (page 143) coping. For more coping options see pages 140-147.



RIVERCREST FIREPIT KIT

See page 134 for more information.

RAPID PILLAR SYSTEM





RIVERCREST WALL®

TOP

GRILL ISLAND: Coastal Slate with Cophorne™ (Basalt) accent

GRILL ISLAND: Umbriano™ (Winter Marvel) and Courtstone™ (Basalt) accent

BOTTOM

RETAINING WALL: Buff with Ledgestone™ (Buff) coping

OPPOSITE

SEAT WALL AND FIREPIT: Coastal Slate with Series™ (Black Granite) accent and Ledgestone (Grey) and Brussels Fullnose™ (Limestone) coping

PAVER: Umbriano™ (Midnight Sky) with Series (Black Granite) accent







LEFT

GRILL ISLAND: Sierra


RIGHT

PILLAR AND WALL: Platinum with Series™ (Black Granite) accent and Ledgestone™ (Grey) coping and pillar cap

BOTTOM

WALL AND WATER FEATURE: Platinum with Midnight Charcoal accent and Natural Stone (Stone Cliff Grey) coping

PAVER: Richcliff® (Dawn Mist and Pebble Taupe) with Courtstone® (Basalt) accent



LINEO® DIMENSIONAL STONE

COLORS*



PLATINUM



SIERRA



WALNUT



MIDNIGHT CHARCOAL



COPING

For Lineo Dimensional Stone pillar we recommend using Lineo 29" x 29" pillar cap.
See page 143 for color options.



LEFT

GRILL ISLAND: Sierra with Series™ (Black Granite) accent

RIGHT

RETAINING WALL: Sierra with LedgeStone™ (Buff) coping

BOTTOM

FIREPIT AND SEAT WALL: Sierra with Series (Black Granite) accent and LedgeStone (Buff) pillar caps and Brussels Fullnose™ (Sierra) coping.

PAVERS: Thornbury (Sierra) with Series (Black Granite) accent



ESTATE WALL®

COLORS*



GRANITE AVAILABLE IN 6" ONLY **NEW FOR 2019**



RIVER



SIERRA



LARGE WEDGE
16 x 6 x 9"
40 x 15 x 22.8cm



MEDIUM WEDGE
12 x 6 x 9"
30 x 15 x 22.8cm



SMALL WEDGE
8 x 6 x 9"
20 x 15 x 22.8cm



6" CORNER
12½ x 6 x 9"
31.7 x 15 x 22.8cm

6" RANDOM BUNDLE



LARGE WEDGE
14¾ x 3 x 9"
37.5 x 7.5 x 22.8cm




MEDIUM WEDGE
12 x 6 x 9"
30 x 7.5 x 22.8cm



SMALL WEDGE
8 x 6 x 9"
23 x 7.5 x 22.8cm



3" CORNER
12½ x 9 x 3"
31.7 x 7.5 x 22.8cm



UNIVERSAL BASE UNIT
19 x 14 x 2"
48.2 x 35.5 x 5.5cm

3" RANDOM BUNDLE

COPING

For Estate Wall we recommend using Ledgestone 24" x 12" coping. See page 143 for color options.





LEFT
WATER FEATURE: Limestone with Copthorne® (Basalt) accent and Ledgestone™ (Grey) coping
PAVER: Copthorne (Basalt)




RIGHT
FIREPIT AND TV UNIT: Sandstone with Brussels Fullnose™ (Sandstone) coping
PAVER: Beacon Hill Flagstone™ (Almond Grove Fusion) with Copthorne (3 Color Blend) accent

BOTTOM
GRILL ISLAND: Sandstone with Series™ (Black Granite) accent and Brussels Fullnose (Sandstone) ledge
PAVER: Brussels Block® (Sandstone)



BRUSSELS DIMENSIONAL STONE®

COLORS*



SANDSTONE



SIERRA



LIMESTONE



MIDNIGHT CHARCOAL



STANDARD
12 x 4 x 8"
30 x 10 x 20cm



UNIVERSAL BASE UNIT
19 x 14 x 2"
48.2 x 35.5 x 5.5cm

SUNSET FIREPIT KITS

ONLY AVAILABLE IN SANDSTONE AND SIERRA. See page 134 for more information.

Round



Square



COPING

For coping options see page 140-147.



TOP
Sierra XL with Pisa2 Coping

BOTTOM
Sierra XL with Pisa2 Coping


OPPOSITE
River with Pisa2 Coping
PAVER: Beacon Hill™ Flagstone
(Platinum) with Copthorne®
(Burgundy Red) accent





PISA2[®]


COLORS*




GRANITE



RIVER



SANDSTONE



SIERRA



STANDARD
8 x 6 x 12"
20 x 15 x 30cm



TAPERED
8 x 6 x 12"
20 x 15 x 30cm



CORNER
12 x 6 x 8"
30 x 15 x 20cm



PISA COPING
12 x 3 x 12"
30 x 7.5 x 30cm



XL UNIT
16 x 6 x 12"
40 x 15 x 30cm



UNIVERSAL BASE UNIT
19 x 14 x 2"
48.2 x 35.5 x 5.5cm

COPING For coping options see pages 140-147.



River

ROMANSTACK®

COLORS*



GRANITE



RIVER



SIERRA



WEDGE UNIT
8 x 4 x 8"
20 x 10 x 20cm


COPING For coping options see pages 140-147.




Wall - Sierra with Ledgestone® (Buff) coping
Pavers - Thornbury® (Sierra)

ROMANPISA®

COLORS*



GRANITE



RIVER



SIERRA



STANDARD
8 x 6 x 12"
20 x 15 x 30cm



TAPERED
8 x 6 x 12"
20 x 15 x 30cm



CORNER
12 x 6 x 8"
30 x 15 x 20cm



ROMAN COPING
12 x 3 x 12"
30 x 7.5 x 30cm


COPING For coping options see pages 140-147.



Granite

STACKSTONE®


COLORS*



GRANITE



RIVER



SIERRA



WEDGE UNIT
8 x 4 x 8"
20 x 10 x 20cm

COPING For coping options see pages 140-147.



Natural

SIENASTONE® & SIENASTONE SMOOTH

COLORS*



NATURAL



STANDARD 925
47¼ x 7¼ x 37½"
120 x 18.5 x 92.5cm



STANDARD 500
47¼ x 7¼ x 20"
120 x 18.5 x 50cm



STANDARD 333
47¼ x 7¼ x 13"
120 x 18.5 x 33.3cm



COPING
47¼ x 7¼ x 20"
120 x 18.5 x 50cm



CORNER 45° (LEFT & RIGHT)
43½ x 7¼ x 20"
110 x 18.5 x 50cm



CORNER 90° (LEFT & RIGHT)
43½ x 7¼ x 20"
110 x 18.5 x 50cm

SMOOTH



GRANITE BLEND



STANDARD 375
47¼ x 7 x 14¾"
120 x 18 x 37.5cm



CORNER UNIT 375
47¼ x 7 x 14¾"
120 x 18 x 37.5cm



COPING 383
47¼ x 7 x 15"
120 x 18 x 38.3cm

STEPS For SienaStone and SienaStone Smooth steps see page 144.

FIREPITS & FIREPLACES

RIVERCREST FIREPIT KIT This firepit kit is built with the Rivercrest® Wall. See page 119.



FIREPIT GRILL is included and fits securely into the firepit.

SUNSET FIREPIT KIT This firepit kit uses Brussels Dimensional Stone®. See page 127.



FIREPIT INSERT

Firepit insert is included and fits securely into firepit.



ROUND



SQUARE

BELLA

The Bella pre-built fireplace and grill island are constructed from Rivercrest® Wall (page 119) and Universal coping (page 147).



BELLA FIREPLACE



BELLA GRILL ISLAND

TUSCANY

The Tuscany pre-built fireplace is constructed from Brussels Dimensional Stone (page 127) and Copthorne® (page 107) accents.



FIRE FEATURES



BRUSSELS DIMENSIONAL STONE®

This unique fire table and water feature combination is built using Brussels Dimensional Stone (page 127) with Natural Stone coping (page 85).



LINEO® DIMENSIONAL STONE

This contemporary firepit feature is built with Lineo Dimensional Stone (page 123) and LedgeStone™ coping (page 143).



RIVERCREST WALL

The fire table above is built using Rivercrest Wall (page 119) and LedgeStone coping (page 143).



U-CARA®

This custom fire feature is built using our new U-Cara Multi-Face Wall System (page 113) and Universal coping (page 147).



REMEMBER To ensure a long lasting fire feature, direct exposure to extreme heat from an open flame should be avoided. Always construct fire features with a protective heat barrier such as a metal insert, refractory blocks or approved firebrick to prevent potential heat damage.

PILLARS & WATER FEATURES



U-CARA®

The unique pillar and seat wall is built using our new U-Cara Multi-Face Wall System (page 113) and Universal coping (page 147) with Ledgestone™ pillar cap (page 143).



BRUSSELS DIMENSIONAL STONE®

This double pillar entrance unit is built using Brussels Dimensional Stone (page 127) with Ledgestone pillar cap (page 143) and Town Hall® (page 101) accent.



RIVERCREST® PILLAR UNIT

The pillar above is built using the Rivercrest® Wall Rapid Pillar System (page 119) with Umbriano® (page 89) accent and Ledgestone (page 143) pillar cap.



LINEO® DIMENSIONAL STONE

This contemporary water feature is built using Lineo Dimensional Stone (page 123) and Natural Stone (page 85).



RIVERCREST® WALL

This poolside hot tub feature is built using Rivercrest® Wall (page 119) with Copthorne (page 105) accent Ledgestone coping (page 143).



BRUSSELS DIMENSIONAL STONE®

The unique water feature above is built with Brussels Dimensional Stone and Brussels Fullnose™ (page 145) with Ledgestone pillar cap (page 143) and Copthorne® accent (page 105).



LOOKING FOR SOMETHING DIFFERENT? Speak to your contractor about using Unilock products to build a custom water feature or pillar that's just right for your project.

GRILL ISLANDS



U-CARA®

This unique grill is built using our new U-Cara Multi-Face Wall System (page 113) with Universal coping (page 147) and porcelain tile (page 87) counter-top.



BRUSSELS DIMENSIONAL STONE®

The grill island shown above is built with Brussels Dimensional Stone (page 127) with Series™ (page 79) accent and LedgeStone™ (page 143) counter-top and coping.



LINEO® DIMENSIONAL STONE

This modern grill island is built using Lineo Dimensional Stone (page 123).




RIVERCREST® WALL

This exceptional grill island is built using Rivercrest Wall (page 119) with Umbriano® (page 89) accent.




LOOKING FOR SOMETHING DIFFERENT? Speak to your contractor about using Unilock products to build a custom grill island that's just right for your project.



WALLS

BORDERS & BANDING

Using contrasting colors and textures to band landscape walls and other vertical features is a popular design touch. These features can be coordinated with borders and banding in the paving portion of your project.





WALL U-Cara* (Sierra) Pitched Face
WALL U-Cara (Midnight Sky) Umbriano Finish



WALL U-Cara (Opal) Smooth Face
WALL U-Cara (Graphite) Smooth Face



WALL U-Cara (River) Pitched Face
ACCENT U-Cara (Cream) Smooth Face



WALL Rivercrest* Wall (Coastal Slate)
ACCENT Series™ (Black Granite)



WALL Rivercrest* Wall (Coastal Slate)
ACCENT Copthorne® (Basalt)



WALL Estate Wall* (River)
ACCENT Il Campo® (Dark Charcoal)



WALL Brussels Dimensional Stone* (Sierra)
ACCENT Il Campo (Mocha)



WALL Brussels Dimensional Stone (Sandstone)
ACCENT Copthorne (Burgundy Red)



WALL Lineo* Dimensional Stone (Platinum)
ACCENT Il Campo (Dark Charcoal)



Wall - U-Cara Steel Grey (Pitched) with Opal (Smooth) accent and Universal Coping (Opal)
Paver - Umbriano (French Grey) with Town Hall (Basalt) accent



UNILOCK® COLLECTION OF

STEPS, TREADS & COPING

From classic, fullnose shapes to pitched-face edges, our steps, treads and coping offer a wide variety of choices for the finishing touch on your project.



LEFT
Ledgestone Fullnose Buff
with Brussels Dimensional Stone®
(Sierra)



RIGHT
Ledgestone Step Buff

BOTTOM
Ledgestone Coping Buff with Brussels
Dimensional Stone (Limestone)



LEDGESTONE™ STEPS & COPING

COLORS*



BUFF



GREY

TECHNICAL ADVANTAGES

REALA™ TECHNOLOGY

Cast from natural stone

COPING UNIT
24 x 12 x 2¾"
61 x 30.5 x 7cm



36" STEP
36 x 18 x 6"
91.4 x 45.7 x 15.2cm



CLOSED END COPING
24 x 12 x 2¾"
61 x 30.5 x 7cm




48" STEP
48 x 24 x 6"
122 x 61 x 15.2cm



LARGE COPING UNIT
NEW FOR 2019
30 x 13½ x 2¾"
122 x 61 x 7cm



72" STEP
72 x 24 x 6"
183 x 61 x 15.2cm



LARGE CLOSED END COPING
NEW FOR 2019
30 x 13½ x 2¾"
122 x 61 x 7cm



FULLNOSE COPING
NEW SIZE
24 x 12 x 2⅝"
61 x 30.5 x 6cm



LEDGESTONE PILLAR CAP

24" PILLAR CAP
24 x 24 x 3½"
60 x 60 x 9cm

29" PILLAR CAP
29 x 29 x 3½"
72 x 72 x 9cm





PISA2® COPING

COLORS*




GRANITE



RIVER



SANDSTONE



SIERRA



12" COPING
12 x 3 x 12"
30 x 7.5 x 30cm

SIENASTONE® STEPS


COLORS*



BROWN



GRANITE



NEVADA



STEP UNIT
47¼ x 7¼ x 20"
120 x 18.5 x 50cm

SIENASTONE SMOOTH STEPS



TAN



LIGHT GREY



MIDNIGHT CHARCOAL



72" STEP
70¾ x 20 x 7¼"
180 x 50 x 18cm



48" STEP
47¼ x 20 x 7¼"
120 x 50 x 18cm




Antiqued Sandstone with Courtstone® (Basalt) accent



Classic Sierra (Double Fullnose) Wall - Brussels Dimensional Stone® (Sierra) with Il Campo® (Dark Charcoal) accent

BRUSSELS FULLNOSE™

ANTIQUED*



LIMESTONE



SANDSTONE



SIERRA



MIDNIGHT CHARCOAL

ANTIQUED FINISH
Distressed,
timeworn finish


CLASSIC*




LIMESTONE



SANDSTONE



SIERRA



MIDNIGHT CHARCOAL



ANTIQUED
STANDARD
6 x 12 x 2 3/4"
15 x 30 x 7cm



CLASSIC
STANDARD
6 x 12 x 2 3/4"
15 x 30 x 7cm




Black River Coping and Pillar Cap




Indian Coast Coping

NATURAL STONE COPING


COLORS*




STONE CLIFF GREY SANDSTONE



INDIAN COAST SANDSTONE



BLACK RIVER LIMESTONE



WINTER MIST LIMESTONE



COPING NATURAL EDGE
12 x 48 x 2"
30 x 120 x 5cm
36" LENGTH FOR WINTER MIST



COPING FULLNOSE EDGE
12 x 48 x 2"
30 x 120 x 5cm



UNIVERSAL COPING


COLORS*




CREAM



OPAL



GRAPHITE



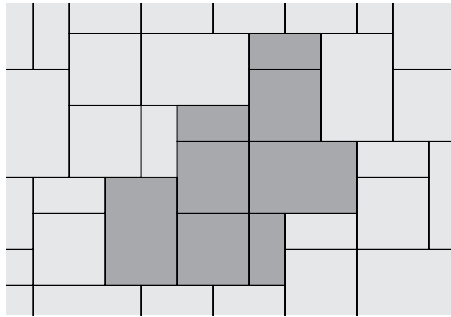
COPING
19 x 14 x 2¾"
48.2 x 35.5 x 7cm

TECHNICAL ADVANTAGES

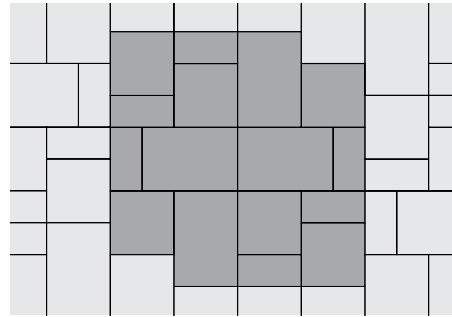
ENDURACOLOR™

Refined surface and long-lasting color

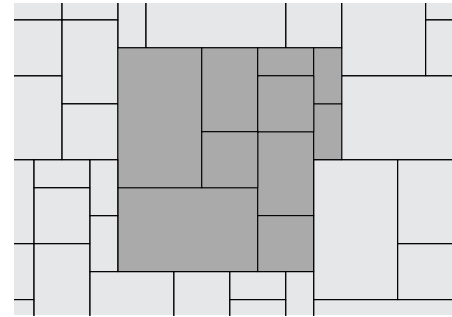
POPULAR LAYING PATTERNS



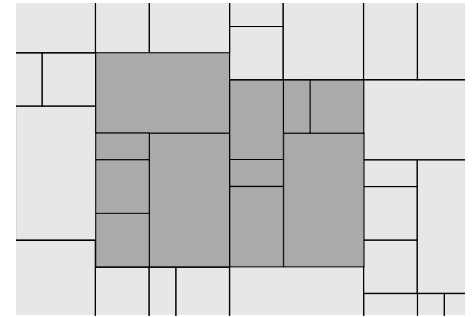
BEACON HILL™ RANDOM A - 40% Large Rectangle, 40% Square, 20% Small Rectangle



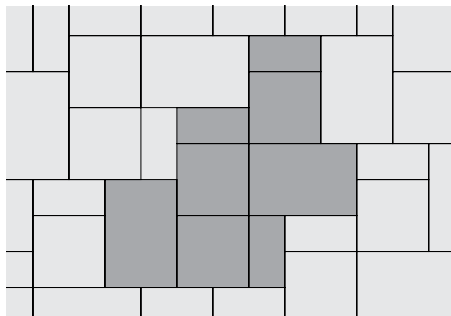
BEACON HILL™ RANDOM B - 40% Large Rectangle, 40% Square, 20% Small Rectangle



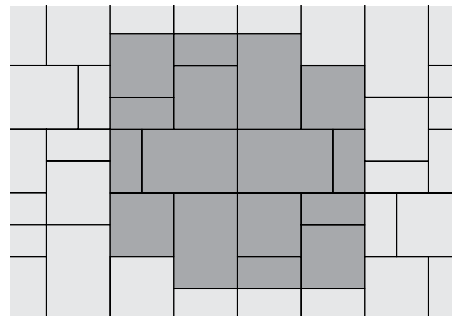
BEACON HILL™ G - 50% Random Bundle, 50% XL Unit



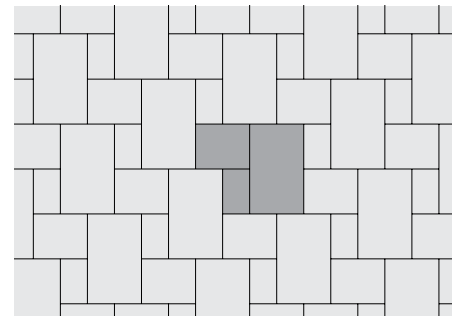
BEACON HILL™ H - 40% Random Bundle, 60% XL Unit



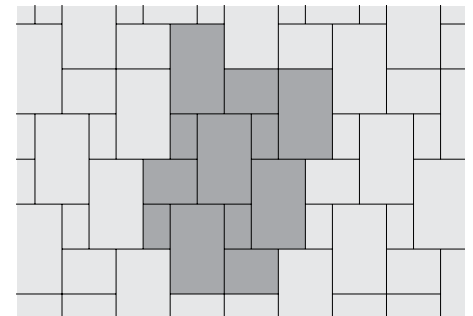
BRISTOL VALLEY™ RANDOM A - 40% Large Rectangle, 20% Small Rectangle, 40% Square



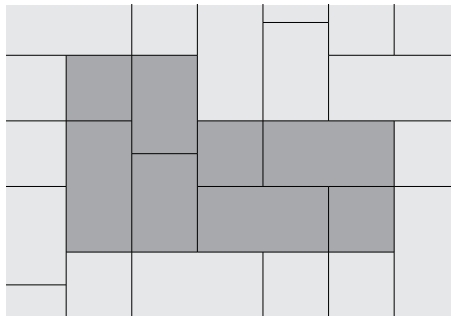
BRISTOL VALLEY™ RANDOM B - 40% Large Rectangle, 20% Small Rectangle, 40% Square



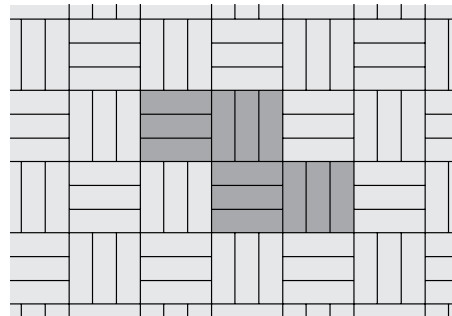
BRUSSELS BLOCK™ Y - 57% XL, 29% Standard, 14% Half




BRUSSELS BLOCK™ Z - 67% XL, 20% Standard, 13% Half




BOULEVARD A - 50% Large Rectangle, 25% Medium Rectangle, 25% Square




COPTHORNE™ A - 100% Standard




COPTHORNE™ A - 100% Standard




COURTSTONE - 100% Random Bundle



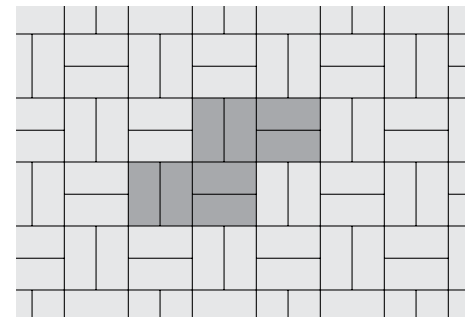
ARTLINE™ RANDOM - 100% Random Bundle



MATTONI™ A - 100% Standard

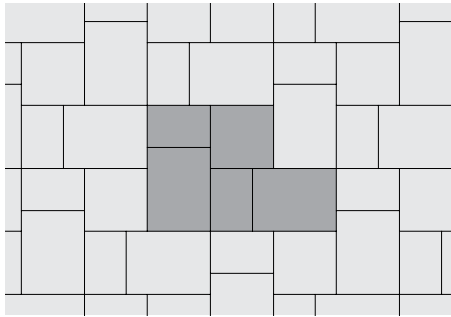


MATTONI™ B - 100% Standard

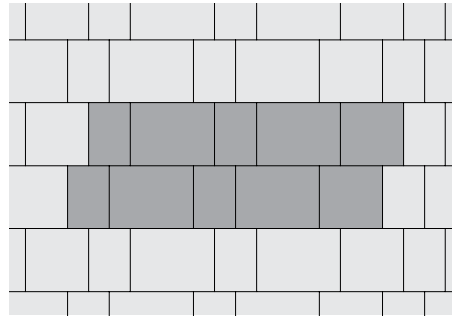


HOLLANDSTONE/HOLLAND PREMIER D - 100% Standard

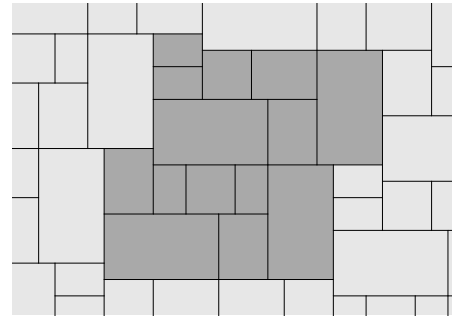
POPULAR LAYING PATTERNS



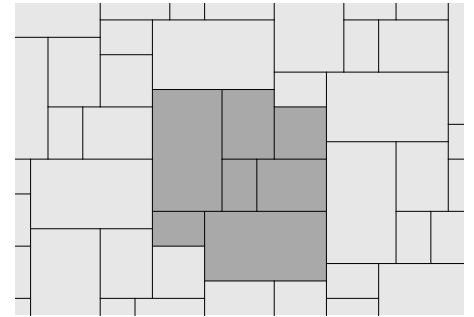
RICHCLIFF A - 53% 12 x 9", 20% 9 x 9",
27% 6 x 9"



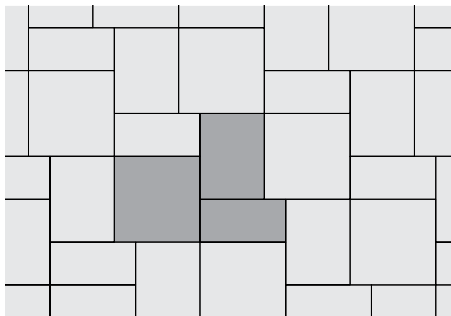
RICHCLIFF B - 53% 12 x 9", 20% 9 x 9",
27% 6 x 9"



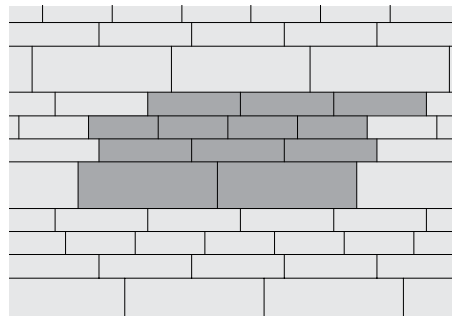
RICHCLIFF E - 45% Random Bundle,
55% Large Rectangle




RICHCLIFF F - 45% Random Bundle,
55% Large Rectangle




RIVESTONE A - 45% 24 x 24", 33% 18 x 24",
22% 12 x 24"



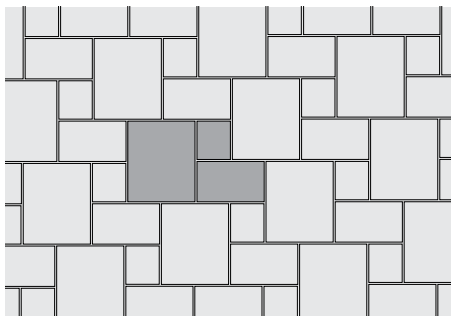
PROMENADE PLANK PAVER G - 20% 4 x 12",
40% 4 x 16", 8% 8 x 24"




PROMENADE PLANK PAVER E - 100% 4 x 16"



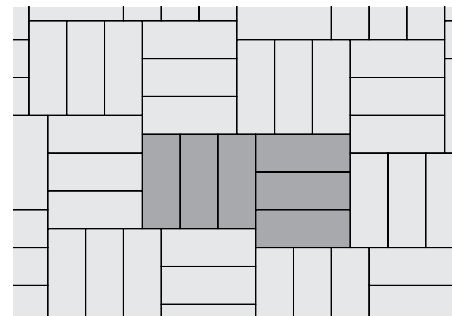
TRIBECA COBBLE - 100% Random Bundle



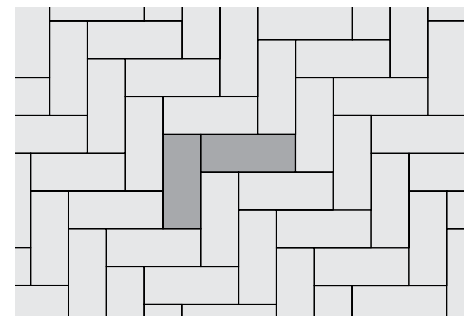
THORBURY A - 49% Large Rectangle, 34%
Medium Rectangle, 17% Small Rectangle



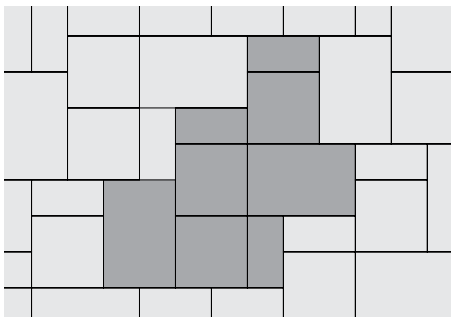
THORBURY C - 49% Large Rectangle, 34%
Medium Rectangle, 17% Small Rectangle



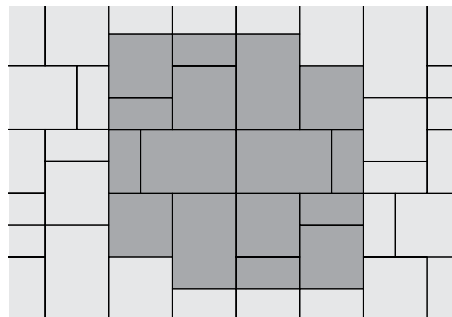
TOWN HALL A - 100% Standard




TOWN HALL B - 100% Standard



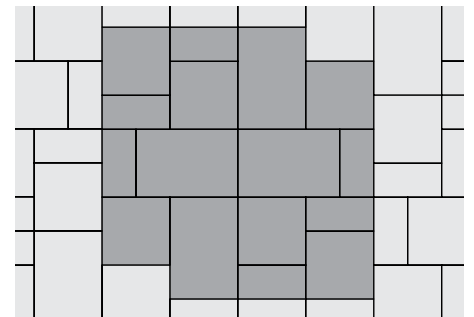
UMBRIANO RANDOM A - 40% Large Rectangle,
40% Square, 20% Small Rectangle



UMBRIANO RANDOM B - 40% Large Rectangle,
40% Square, 20% Small Rectangle



WINDERMERE A - 40% Large Rectangle, 20%
Small Rectangle, 40% Square



WINDERMERE B - 40% Large Rectangle, 20%
Small Rectangle, 40% Square

INDEX

PAVERS AND WALLS

Artline™	73...6, 9, 13, 17
Beacon Hill™ Flagstone	61
Boulevard	65
Bristol Valley*	67...9, 19
Brussels Block*	49...7, 13, 23
Brussels Dimensional Stone*	127...5, 10, 13, 17, 19-20
Brussels Fullnose™	145...13
Camelot™	54
Cophorne*	105...7, 9, 12-13, 20
Courtstone*	97...7, 20, 22, 24-25
Eco-Optiloc*	53
Eco-Priora™	52
Estate Wall*	125...20
Hollandstone™	55
Holland Premier™	57
Il Campo*	56
Ledgestone™	143...6, 10, 13, 17, 19
Lineo* Dimensional Stone	123...4, 10, 13
Mattoni	59
Natural Stone	85...4-5, 11
Natural Stone Coping	146...7
Pisa2*	129
Pisa2 Coping	144
Porcelain Tile	87
Promenade™ Plank Paver	77
Richcliff*	93...5, 10, 14-15
Rivercrest* Wall	119...2-3, 5, 9, 16, 23
RomanPisa*	131
RomanStack*	130
Senzo™	83
Series™	79...9, 10, 17
SienaStone* & SienaStone Smooth	133
SienaStone Steps	144
Skyline™	82
StackStone*	132
Thornbury™	71...22, 24
Tribeca Cobble™	81...12, 25
Town Hall*	101...7, 16, 20-21, 23
U-Cara*	113...8, 11, 17, 112, 140
Umbriano*	89...2-3, 8-9, 16-18, 20, 22
Universal Coping	147...112-140
Windermere™ Flagstone	51

TOPICS OF INTEREST

Borders and Banding, Pavers	108-109
Borders and Banding, Walls	138-139
Classic	28
ColorFusion™	29...89, 115
Construction 101	30
Coping	140-147
EnduraColor™	28
Elegance™	28
EasyClean™	29...67, 73, 83, 89
Firepits	134...5, 8, 10, 17, 19
Fireplaces	134...10, 20
Grill Islands	137...10, 16, 20
Joint Material	31
Laying Patterns	148-149
Maintenance	33
Outdoor Idea Center	42
Permeable Pavers	32...52-53, 71, 81, 101
Pillars	136...9, 13, 20, 23
Design	40...39
Reala™	29...93, 97, 101, 105, 119, 143
Retaining Walls	110-133...2-4, 11, 20, 112
Sealing	33
Steps	140-147
Ultima™	29...93, 97, 101, 105
Water Features	136...13, 17



ON THE COVER

PAVER: Beacon Hill Smooth (Special Order) with Town Hall (Basalt) accent

SEAT WALL: U-Cara (Steel Grey Pitched Face) with U-Cara (Opal Smooth Face) accent and Universal Coping (Opal) with Ledgestone (Grey) pillar cap

FIREPIT: U-Cara (Opal Smooth Face)

Unilock Ltd. and Hengestone Holdings, Inc. are the owners or authorized users of all trademarks used in this publication unless otherwise specified.

Senzo™ and Umbriano* are trademarks of Metten Stein + Design GmbH & Co KG used under license by Unilock*.

Measurements throughout this portfolio are nominal.

Not all products shown are available at all Unilock locations. Log on to Unilock.com for availability.

*Colors shown in this catalog should be used only as a guide. Colors should always be chosen from actual samples. Contact your local Unilock representative for color availability in your area.

©2019 Hengestone Holdings, Inc.

Quality

FOR US, IT'S PERSONAL

Over 40 years ago, our founder stumbled upon a unique little European product called the Uni-Stone. Intrigued by the benefits of this revolutionary paving method, he decided to license the product and bring the concept to North America. He purchased a basic paver machine from Europe and hired a small staff to produce the stones.



Founder Ed Bryant - circa 1972

In those days, most sales of Unilock® were to large-scale commercial properties and streetscapes. Any lapse in quality would be costly and would jeopardize our owner's personal reputation. So quality was of paramount importance.

From these humble beginnings, through to the multinational company we are today, Unilock has remained a family-owned company that puts quality first. For us, it's not just a matter of dollars and cents, it's our personal reputation that's on the line. Our customers - Homeowners, Contractors, Landscape Designers and Architects, across North America - can rely on us to supply them with **quality product every time.**



We provide a Transferable Lifetime Guarantee on the structural integrity of our paving stones, slabs and retaining wall units for residential use. Any materials installed and maintained to our guidelines, and subject to normal wear, that prove defective, will be replaced without cost. Color matching cannot be guaranteed and replacement labor is not included.

UNILOCK®

DESIGNED TO CONNECT.™

UNILOCK.COM | 1-800-UNILOCK

BOSTON
(508) 278-4536

BUFFALO
(716) 822-6074

CHICAGO
(630) 892-9191

MILWAUKEE
(262) 742-3890

KANSAS
(913) 417-7985

MICHIGAN
(248) 437-7037

NEW YORK
(845) 278-6700

MID-ATLANTIC
(202) 798-2060

ONTARIO
(416) 646-9000

OHIO / WESTERN PA
(330) 927-4000

CINCINNATI / KY / TN
(513) 202-0219

